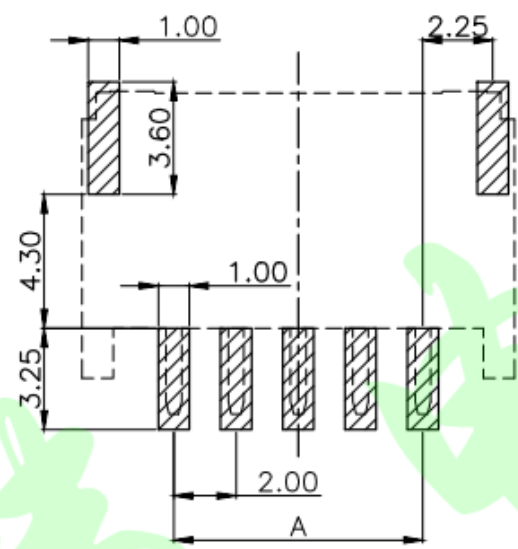
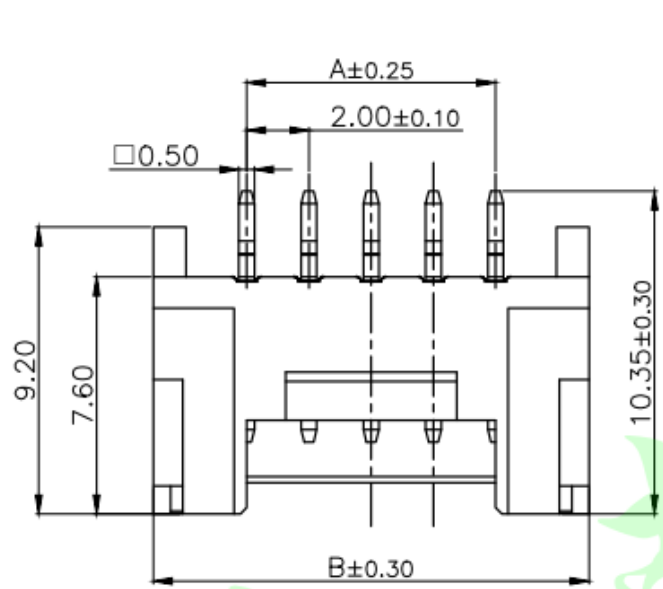
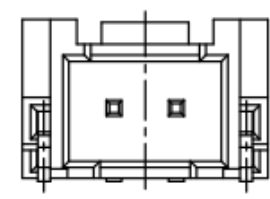
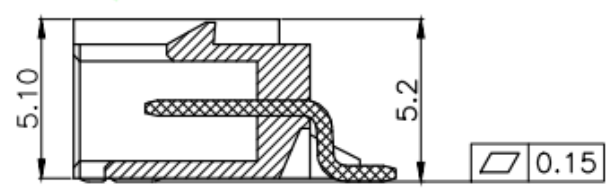
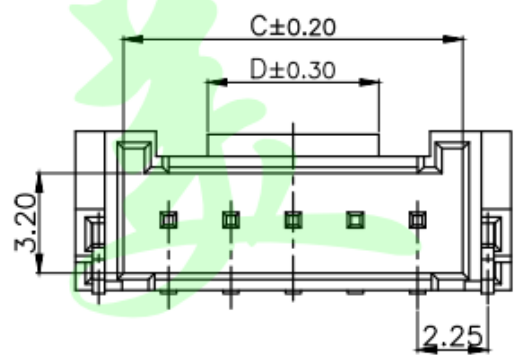


ROHS

REV.	ECN NO	DESCRIPTION	REVISED	DATE
A		新订图面	HELLER	2016.8.13
B				
C				



P.C.B LAYOUT



PHB-2AWT

PIN数	尺寸 (mm)			
	A	B	C	D
2	2.0	8.0	4.9	2.8
3	4.0	10.0	6.9	3.0
4	6.0	12.0	8.9	3.5
5	8.0	14.0	10.9	5.5
6	10.0	16.0	12.9	7.5
7	12.0	18.0	14.9	9.5
8	14.0	20.0	16.9	11.5
9	16.0	22.0	18.9	13.5
10	18.0	24.0	20.9	15.5
11	20.0	26.0	22.9	17.5
12	22.0	28.0	24.9	19.5
13	24.0	30.0	26.9	21.5
14	26.0	32.0	28.9	23.5
15	28.0	34.0	30.9	25.5
16	30.0	36.0	32.9	27.5

Specifications / 技术规格:

- Current rating: 2A
额定电流: 2A
- Voltage rating: 100V AC, DC
额定电压: 100V AC, DC
- Insulation Resistance: 1000MΩ Min.
绝缘电阻: 最小1000MΩ
- Dielectric Withstanding: 800V AC 1Min
耐电压: 800V AC 1分钟
- Contact Resistance: 20mΩ Max.
接触电阻: 最大20mΩ
- Operating Temperature: -25°C to +85°C
工作温度: -25°C 到 85°C
- Materials / 材料:
- Contact Material: Brass(Sn plating)
接触铜针材料: 黄铜(镀锡)
- Soldering Terminal: Brass (Sn plating)
焊片材料: 黄铜(镀锡)
- Insulation Material: LCP UL94V-0
绝缘体材料: LCP UL94 V-0

东莞市美韩电子科技有限公司
Dongguan Usakro Electronic Technology Co., Ltd.

GENERAL TOLERANCE	
X.* ± 3'	.XXX ± 0.10
.X* ± 2'	.XX ± 0.15
.XX* ± 1'	.X ± 0.25
.XXX* ± 0.5'	X. ± 0.35

DESIGN: WWH	DATE: 2017.8.17
CHECKED:	DATE: 2017.8.17
AUDITED:	DATE: 2017.8.17
APPROVED:	DATE: 2017.8.17

DWG. NO.	PART NO. UK-2.0-2AWT
TITLE.	

TITLE: PHB2.0卧贴

REV.	UNIT.	SCALE.
C	MM	1:1