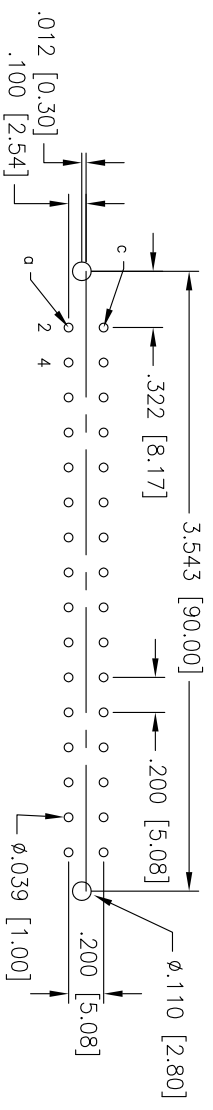
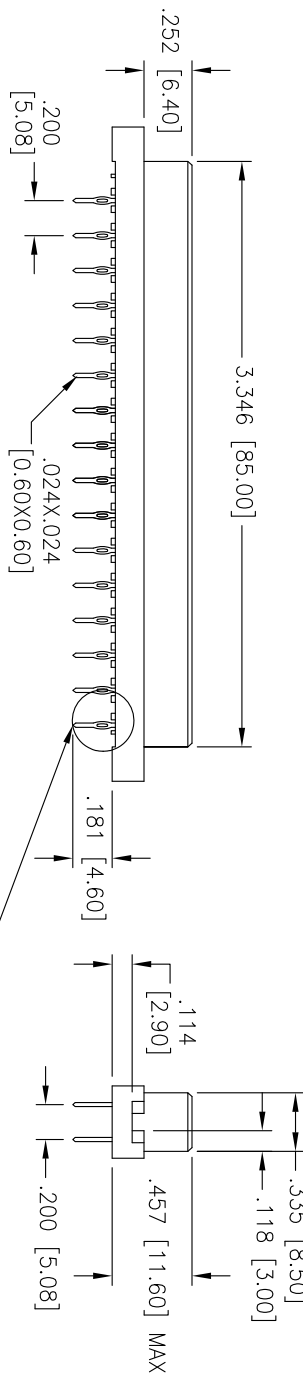
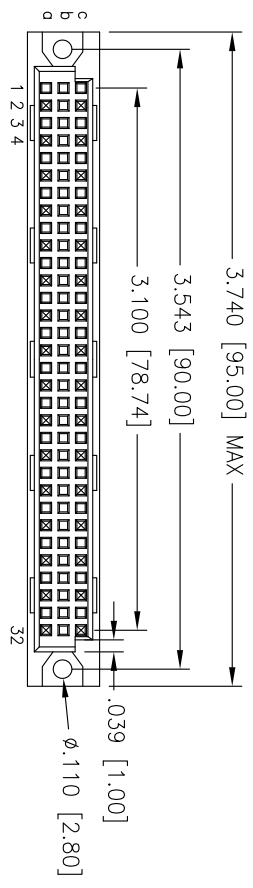


Rev	AWO #	Description	Date	Appr
-		RELEASED	6/11/10	

APPROVED: _____ TITLE: _____
DATE: _____



Recommended PCB Layout

Press Fit Type

"X"	PLATING	CLASS
1	30 u" Gold	1
2	15 u" Gold	2
3	Gold Flash	3

SPECIFICATIONS:
Material: _____
Insulator: PBT, rated UL 94V-0
Contacts: Brass
Plating: _____
X Gold over Nickel underplate on contact area,
Tin over Copper underplate on solder tails.
(See chart for thickness)
Electrical:
Operating voltage: 500 VAC max
Current rating: 2 Amps max
Contact resistance: 30 mohms max
Insulation resistance: 1000 Mohms min@ DC 500V
Dielectric withstanding voltage: 1000 VAC for 1 minute
Temperature Rating:
Operating temperature: -55°C to +105°C
Environmental: _____
Lead free, RoHS compliant.
Recommended soldering temp: 235°C for 5 sec.



ADAM TECH

909 Rahway Avenue, Union, NJ 07083
Phone: 908-687-5000 Fax: 908-687-5710

TITLE: DIN TYPE C FEMALE; 32 PINS LOADED
3 ROW STRAIGHT, ROW A & C LOADED

UNLESS OTHERWISE SPECIFIED ALL DIMENSIONS ARE MM [INCHES] TOLERANCES: EXCEPT AS NOTED	
INCHES	HOLES
X ± .10	ØX ± .10
.XX ± .020	ØXX ± .015
.XXX ± .015	ØXXX ± .010
APPROVALS	DATE
DRAWN DY	6/11/10
CHECKED	
APPROVED	

SIZE X	PART NO. DIN-32FS-132-B1CX-PF	REV. -
REF: S00068T	SCALE: NTS	SHEET 1 OF 1