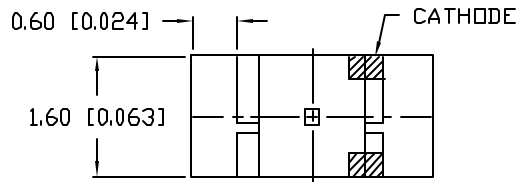


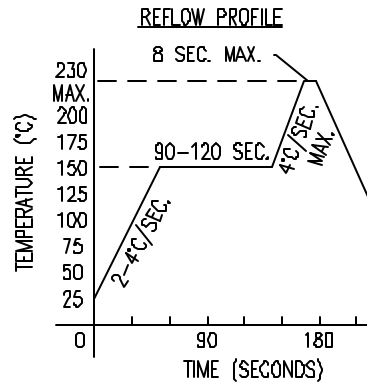
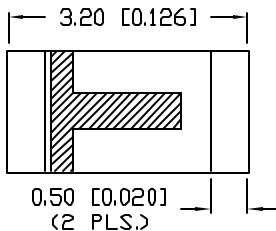
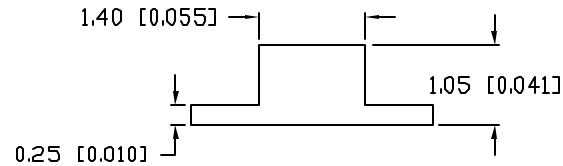
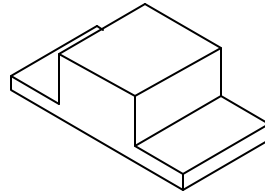
UNCONTROLLED DOCUMENT

PART NUMBER
SML-LXR1206YD-TR

REV.



ANODE CATHODE



ELECTRO-OPTICAL CHARACTERISTICS $T_A=25^\circ\text{C}$ $I_f=20\text{mA}$

PARAMETER	MIN	TYP	MAX	UNITS	TEST COND
PEAK WAVELENGTH		585		nm	
FORWARD VOLTAGE		2.1	2.5	V_f	
REVERSE VOLTAGE	5.0			V_r	$I_r=100\mu\text{A}$
AXIAL INTENSITY		8		mcad	$I_f=20\text{mA}$
VIEWING ANGLE		120		2x theta	
EMITTED COLOR:	YELLOW				
EPOXY LENS FINISH:	YELLOW DIFFUSED				

LIMITS OF SAFE OPERATION AT 25°C

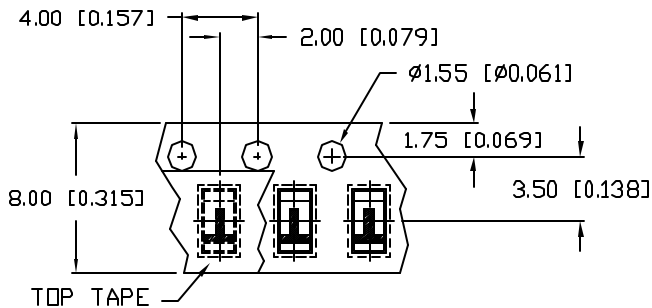
PARAMETER	MAX	UNITS
PEAK FORWARD CURRENT*	100	mA
STEADY CURRENT	30	mA
POWER DISSIPATION	65	mW
DERATE FROM 25°C	-1.2	mW/°C
OPERATING TEMP.	-30 TO +85	°C
STORAGE TEMP.	-40 TO +85	°C

* $t < 10\mu\text{s}$

NOTES:

- 2,000 PIECES PER REEL
- THE POLARITY MARK IS ORIENTED TOWARDS THE TAPE SPROCKET HOLE.

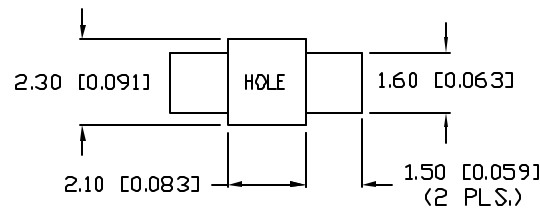
CAUTION: MOISTURE SENSITIVE DEVICE
 1. SHELF LIFE IN SEALED BAG:
 12 MONTHS AT $<40^\circ\text{C}$ AND $<30\%$ RELATIVE HUMIDITY (RH).
 2. AFTER THIS BAG IS OPENED, DEVICES HAVE TO BE MOUNTED WITHIN 48 HOURS OR STORED AT $<30\%$ RH.



TAPE FEED DIRECTION

*UNLESS OTHERWISE SPECIFIED TOLERANCES PER DECIMAL PRECISION ARE: X=±1 (±0.039), XX=±0.5 (±0.020), XXX=±0.25 (±0.010), XXXX=±0.127 (±0.005).

RECOMMENDED SOLDER PAD LAYOUT



UNCONTROLLED DOCUMENT

REV.

PART NUMBER

SML-LXR1206YD-TR

CONFIDENTIAL INFORMATION
 THE INFORMATION CONTAINED IN THIS DOCUMENT IS THE PROPERTY OF LUMEX INC. EXCEPT AS SPECIFICALLY AUTHORIZED IN WRITING BY LUMEX INC, THE HOLDER OF THIS DOCUMENT SHALL KEEP ALL INFORMATION CONTAINED HEREIN CONFIDENTIAL AND SHALL PROTECT SAME IN WHOLE OR IN PART FROM DISCLOSURE AND DISSEMINATION TO ALL THIRD PARTIES.



290 E. HELLEN ROAD
 PALATINE, ILLINOIS 60067
 PHONE: (847) 359-2790
 WEB: <http://www.lumex.com>

2.0mm x 1.25mm SURFACE MOUNT LED,
 REVERSE MOUNT, 585nm YELLOW LED,
 YELLOW DIFFUSED, TAPE AND REEL.

RELIABILITY NOTE
 OUR MANY YEARS OF EXPERIENCE DATA ACCUMULATION INDICATE THAT SOLDER HEAT IS A MAJOR CAUSE OF EARLY AND FUTURE FAILURE. PLEASE PAY ATTENTION TO YOUR SOLDERING PROCESS.

DRAWN BY: SS/BC	CHECKED BY:	APPROVED BY:	DATE: 11.21.00
			PAGE: 1 OF 1
			SCALE: N/A