

FVRB

Three Phase One Stage Filter for Regenerative Converters

General Specifications

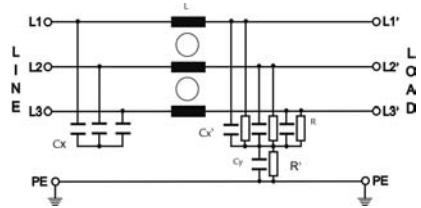
- Maximum operating voltage: 520 Vac
- Operating frequency: DC – 60Hz
- Hipot test voltage:
L/N->PE: 3000 Vdc 2s
L->N: 2900 Vdc 2s
- Application class: HPF Acc. TO DIN 40040
(-25°C/+85°C/95% RH, 30d)
- Flammability class: UL 94 V2



Three Phase One stage

For Regeneration units
Good saturation resistance
Book style with compact size and easy to install.

Electrical schematic



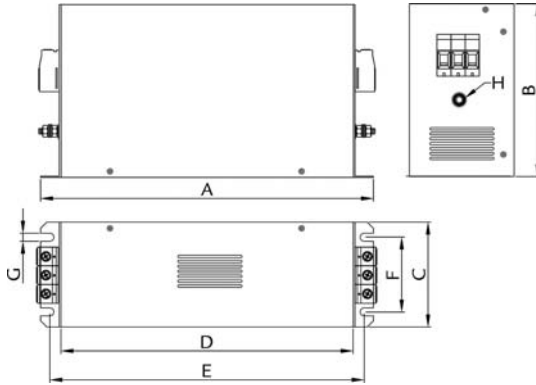
Product List

Type	Rated Current (A) @ 50 °c	Typical drive Power rating (KW)	Leakage Current 400VAC / 50Hz (mA)	Power Losses (W)	Connection	Weight (Kg)
FVRB-035B	35	22	48.9	11.8	Terminal block 10 mm ² / AWG 6	2.5
FVRB-050B	50	30	66.1	18	Terminal block 16 mm ² / AWG 4	3.5
FVRB-080B	80	45	71.5	25.9	Terminal block 25 mm ² / AWG 2	5.5
FVRB-110B	110	55	71.5	32.7	Terminal block 50mm ² / AWG 0	6
FVRB-150B	150	75	71.5	50.6	Terminal block 95 mm ² / AWG 000	9
FVRB-200B	200	110	71.5	67.2	Terminal block 95 mm ² / AWG 000	9.5
FVRB-230B	230	132	71.5	36.5	Terminal block 95 mm ² / AWG 000	10
FVRB-300P	300	160	71.5	54.0	Terminal block 150 mm ² / AWG0000	12

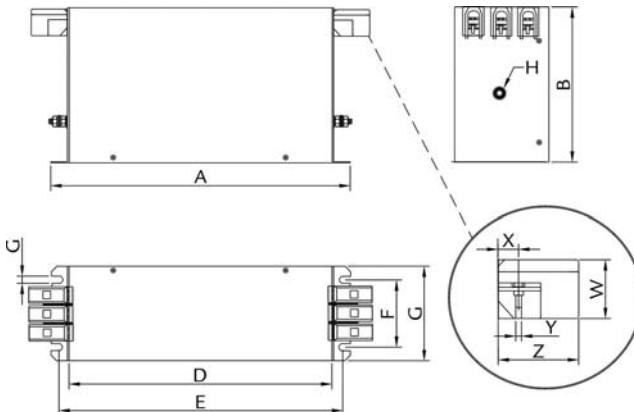
FVRB

Three Phase One Stage Filter for Regenerative Converters

Mechanical dimensions (mm)



	35 A	50 A	80 A	110 A	150 A	200 A	230 A	300 A
A	335	329	379	379	438	438	438	440
B	150	185	220	220	240	240	240	200
C	60	80	90	90	110	110	110	
D	305	300	350	350	400	400	400	420
E	320	314	364	364	413	413	413	
F	35	55	65	65	80	80	80	6.5
G	6.5	6.5	6.5	6.5	6.5	6.5	6.5	6.5
H	M5	M6	M10	M10	M10	M10	M10	71,5
W								
X								M12
Y								
Z								

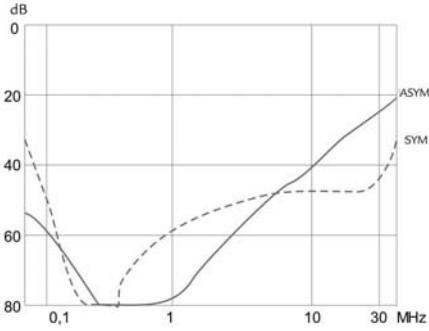


FVRB

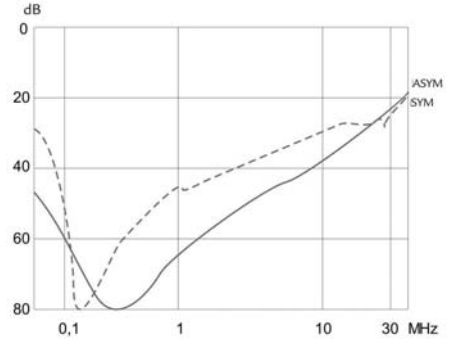
Three Phase One Stage Filter for Regenerative Converters

Insertion Loss — ASYM
 - - - SYM

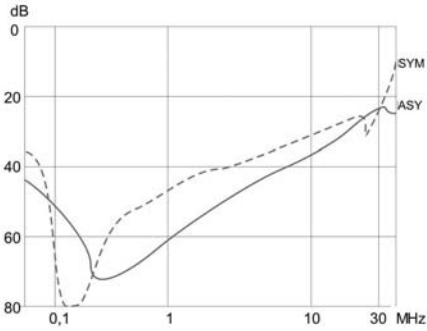
35~80A



110&150A



200A



230 & 300 A

