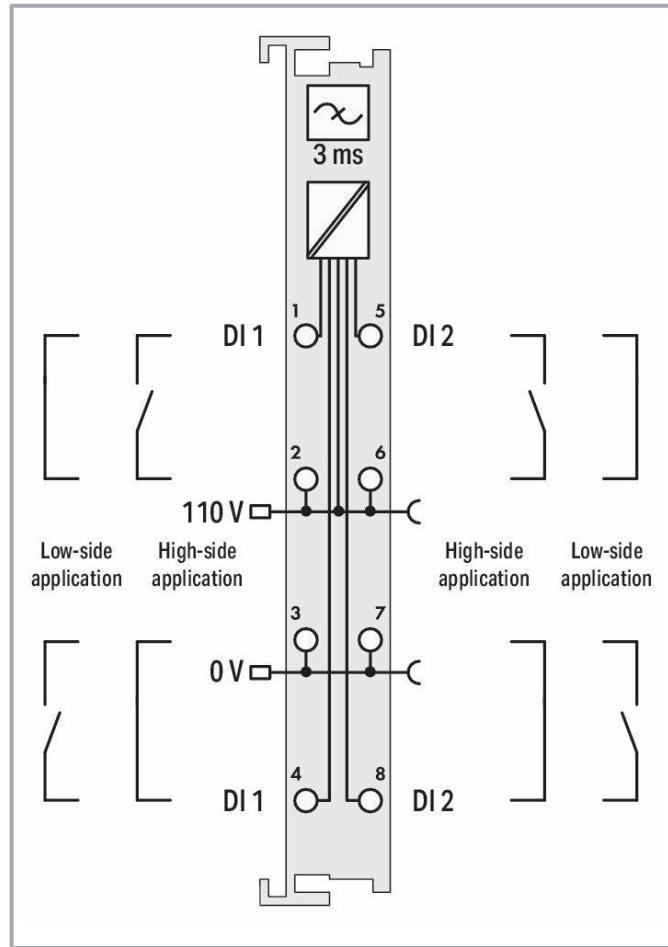
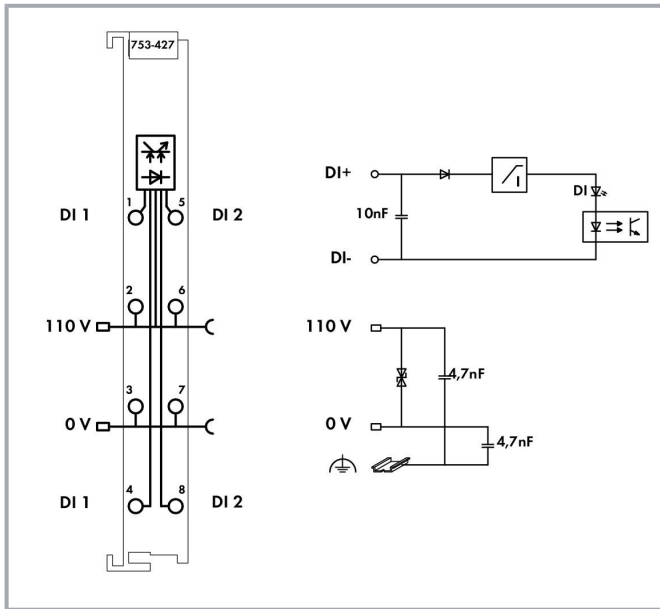


Subject to changes. Please also observe the further product documentation!

WAGO Kontakttechnik GmbH & Co. KG  
Hansastr. 27  
32423 Minden  
Phone: +49571 887-0 | Fax: +49571 887-169  
Email: [info.de@wago.com](mailto:info.de@wago.com) | Web: [www.wago.com](http://www.wago.com)

Do you have any questions about our products?  
We are always happy to take your call at +49 (571) 887-44222.



## Item description

This digital input module receives control signals from field devices (e.g., sensors).

The module features two channels. Each channel can be used as a high-side or low-side switching input.

Field and system levels are electrically isolated.

**Notice:** An additional supply module must be added for 110 VDC supply!

### Note:

Pluggable connectors and coding fingers (753 Series) are not included.

Subject to changes. Please also observe the further product documentation!



## Data

### Technical data

|   |  |
|---|--|
| Number of digital inputs                          | 2  |
| Total number of channels (module)                 | 2  |
| Signal type                                       | Voltage  |
| Voltage signal type                               | 110 VDC  |
| Supply voltage (sensor)                           | 110 VDC  |
| Sensor connection                                 | 2 x (2-wire)   |
| Input characteristic                              | High-side/low-side switching, configurable   |
| Input filter (digital)                            | 3 ms   |
| Input current per channel for signal (1) (typ.)   | 2.5 mA   |
| Voltage range for signal (0)                      | -14 ... +50 VDC  |
| Voltage range for signal (1)                      | 70 ... 143 VDC   |
| Input data width (internal) (max.)                | 2 bits   |
| Supply voltage (system)                           | 5 VDC; via data contacts   |
| Power consumption (5 V system supply)             | 2.5 mA   |
| Supply voltage (field)                            | 110 VDC (-20 ... +25 %); via power jumper contacts (power supply via blade contact; transmission via spring contact) |
| Isolation   | 1500 V (system/field)  |
| Indicators  | LED (A, B) green: Status DI 1, DI 2  |
| Number of incoming power jumper contacts          | 2  |
| Number of outgoing power jumper contacts          | 2  |
| Current carrying capacity (power jumper contacts) | 10 A   |

### Connection data

|                                       |  |
|---------------------------------------|--|
| Connection technology: inputs/outputs | 8 x CAGE CLAMP®                              |
| Connection type (1)                   | Inputs/Outputs                               |
| Solid conductor                       | 0.08 ... 2.5 mm <sup>2</sup> / 28 ... 14 AWG |
| Fine-stranded conductor               | 0.08 ... 2.5 mm <sup>2</sup> / 28 ... 14 AWG |
| Strip length                          | 9 ... 10 mm / 0.35 ... 0.39 inch             |

### Physical data

|        |                      |
|--------|----------------------|
| Width  | 12 mm / 0.472 inch   |
| Height | 100 mm / 3.937 inch  |
| Depth  | 69.8 mm / 2.748 inch |

Subject to changes. Please also observe the further product documentation!

WAGO Kontakttechnik GmbH & Co. KG  
 Hansastr. 27  
 32423 Minden  
 Phone: +49571 887-0 | Fax: +49571 887-169  
 Email: [info.de@wago.com](mailto:info.de@wago.com) | Web: [www.wago.com](http://www.wago.com)

Do you have any questions about our products?  
 We are always happy to take your call at +49 (571) 887-44222.



|                                   |                      |
|-----------------------------------|----------------------|
| Depth from upper edge of DIN-rail | 62.6 mm / 2.465 inch |
|-----------------------------------|----------------------|

### Mechanical data

|                  |             |
|------------------|-------------|
| Mounting type    | DIN-35 rail |
| Wiring interface | Pluggable   |

### Material data

|                    |                              |
|--------------------|------------------------------|
| Color              | light gray                   |
| Housing material   | Polycarbonate; polyamide 6.6 |
| Fire load          | 0.773 MJ                     |
| Weight             | 41.8 g                       |
| Conformity marking | CE                           |

### Environmental requirements

|  |                                       |
|--|---------------------------------------|
| Surrounding air temperature (operation)  | 0 ... 55 °C                           |
| Surrounding air temperature (storage)  | -40 ... 85 °C                         |
| Protection type  | IP20                                  |
| Pollution degree (5)   | 2 per IEC 61131-2                     |
| Operating altitude   | 0 ... 2000 m                          |
| Mounting position  | horizontal (standing/lying); vertical |
| Relative humidity (without condensation)   | 95 %                                  |
| Vibration resistance   | per IEC 60068-2-6                     |
| Shock resistance   | 15g per IEC 60068-2-27                |
| EMC immunity to interference   | per EN 61000-6-2                      |
| EMC emission of interference   | per EN 61000-6-3                      |
| Exposure to pollutants   | Per IEC 60068-2-42 and IEC 60068-2-43 |
| Permissible H <sub>2</sub> S contaminant concentration at a relative humidity 75 % | 10 ppm                                |
| Permissible SO <sub>2</sub> contaminant concentration at a relative humidity 75 %  | 25 ppm                                |

### Commercial data

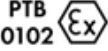




|                   |                 |
|-------------------|-----------------|
| Product Group     | 15 (Remote I/O) |
| PU (SPU)          | 1 Stück         |
| Packaging type    | box             |
| Country of origin | DE              |

Subject to changes. Please also observe the further product documentation!


|                       |               |
|-----------------------|---------------|
| GTIN                  | 4045454540197 |
| Customs tariff number | 85389099990   |

## Approvals / Certificates


### Ex-Approvals

| Logo   | Approval   | Additional Approval Text | Certificate name                |
|--|--|--------------------------|---------------------------------|
|                      | <b>ATEX</b><br>TUEV Nord Cert GmbH                                   | EN 60079-0               | TÜV 07 ATEX<br>554086 X en.     |
| <br>Ex nA IIC T4 Gc | <b>CCCEX</b><br>CQST/CNEX  | CNCA-C23-01              | 2020312310000215                |
|                      | <b>EAC</b><br>Brjansker Zertifizierungsstelle                        | TP TC 012/2011           | EAC RU C-DE.AM02.<br>B.00163/19 |
|                      | <b>TUEV Nord</b><br>TUEV Nord Cert GmbH                              | IEC 60079-0              | IECEX TUN 09.0001<br>X          |
|                    | <b>UL</b><br>Underwriters Laboratories Inc. (HAZARDOUS<br>LOCATIONS) | UL 121201                | E198726 Sec.1                   |

### Country specific Approvals

| Logo  | Approval                                    | Additional Approval Text | Certificate name            |
|---|---|--------------------------|-----------------------------|
|  | <b>KC</b><br>National Radio Research Agency | Article 58-2, Clause 3   | MSIP-<br>REM-W43-<br>DIM750 |

### UL-Approvals

| Logo   | Approval   | Additional Approval Text | Certificate name |
|--|--|--------------------------|------------------|
|  | <b>UL</b><br>UL International Netherlands B.V. (ORDINARY<br>LOCATIONS) | UL 508                   | E175199<br>Sec.1 |

Subject to changes. Please also observe the further product documentation!

## Required accessories

### Pluggable connector

Male connector/plug



**Item no.: 753-110**  
Plug

[www.wago.com/753-110](http://www.wago.com/753-110)

## Optional accessories

### Supply module

Supply module



**Item no.: 750-612**  
Power Supply; 0 ... 230 V AC/DC

[www.wago.com/750-612](http://www.wago.com/750-612)



**Item no.: 753-612**  
Power Supply; 0 ... 230 V AC/DC

[www.wago.com/753-612](http://www.wago.com/753-612)

### Carrier rail

Mounting accessories



**Item no.: 210-197**  
Steel carrier rail; 35 x 15 mm; 1.5 mm thick; 2 m long; slotted; similar to EN 60715; silver-colored

[www.wago.com/210-197](http://www.wago.com/210-197)




**Item no.: 210-198**  
Copper carrier rail; 35 x 15 mm; 2.3 mm thick; 2 m long; unslotted; according to EN 60715; copper-colored

[www.wago.com/210-198](http://www.wago.com/210-198)




**Item no.: 210-504**  
Steel carrier rail; 35 x 7.5 mm; 1 mm thick; 2 m long; slotted; galvanized; according to EN 60715; silver-colored

[www.wago.com/210-504](http://www.wago.com/210-504)



**Item no.: 210-505**  
Steel carrier rail; 35 x 7.5 mm; 1 mm thick; 2 m long; unslotted; galvanized; according to EN 60715; silver-colored

[www.wago.com/210-505](http://www.wago.com/210-505)




**Item no.: 210-506**  
Steel carrier rail; 35 x 15 mm; 1.5 mm thick; 2 m long; unslotted; galvanized; similar to EN 60715; silver-colored

[www.wago.com/210-506](http://www.wago.com/210-506)




**Item no.: 210-508**  
Steel carrier rail; 35 x 15 mm; 1.5 mm thick; 2 m long; slotted; galvanized; similar to EN 60715; silver-colored

[www.wago.com/210-508](http://www.wago.com/210-508)



**Item no.: 210-113**  
Steel carrier rail; 35 x 7.5 mm; 1 mm thick; 2 m long; unslotted; according to EN 60715; silver-colored

[www.wago.com/210-113](http://www.wago.com/210-113)



**Item no.: 210-118**  
Steel carrier rail; 35 x 15 mm; 2.3 mm thick; 2 m long; unslotted; according to EN 60715; silver-colored

[www.wago.com/210-118](http://www.wago.com/210-118)



**Item no.: 210-112**  
Steel carrier rail; 35 x 7.5 mm; 1 mm thick; 2 m long; slotted; according to EN 60715; "Hole width 25 mm; silver-colored

[www.wago.com/210-112](http://www.wago.com/210-112)

Subject to changes. Please also observe the further product documentation!

WAGO Kontakttechnik GmbH & Co. KG

Hansastr. 27


32423 Minden

Phone: +49571 887-0 | Fax: +49571 887-169

Email: [info.de@wago.com](mailto:info.de@wago.com) | Web: [www.wago.com](http://www.wago.com)

Do you have any questions about our products?

We are always happy to take your call at +49 (571) 887-44222.



**Item no.: 210-114**


Steel carrier rail; 35 x 15 mm; 1.5 mm thick; 2 m long; unslotted; similar to EN 60715; silver-colored

[www.wago.com/210-114](http://www.wago.com/210-114)



**Item no.: 210-115**

Steel carrier rail; 35 x 7.5 mm; 1 mm thick; 2 m long; slotted; according to EN 60715; "Hole width 18 mm; [www.wago.com/210-115](http://www.wago.com/210-115) silver-colored



**Item no.: 210-196**

Aluminum carrier rail; 35 x 8.2 mm; 1.6 mm thick; 2 m long; unslotted; similar to EN 60715; silver-colored

[www.wago.com/210-196](http://www.wago.com/210-196)

## Shield termination

### Shield clamping saddle



**Item no.: 790-116**

Shield clamping saddle; 19 mm wide; diameter of compatible conductor; 7 ... 16 mm

[www.wago.com/790-116](http://www.wago.com/790-116)



**Item no.: 790-124**

Shield clamping saddle; 27 mm wide; diameter of compatible conductor; 6 ... 24 mm

[www.wago.com/790-124](http://www.wago.com/790-124)



**Item no.: 790-108**

Shield clamping saddle; 11 mm wide; diameter of compatible conductor; 3 ... 8 mm

[www.wago.com/790-108](http://www.wago.com/790-108)



**Item no.: 790-140**

Shield clamping saddle; diameter of compatible conductor

[www.wago.com/790-140](http://www.wago.com/790-140)



**Item no.: 790-216**

Shield clamping saddle; 21.8 mm wide; 6 ... 16 mm

[www.wago.com/790-216](http://www.wago.com/790-216)



**Item no.: 790-220**

Shield clamping saddle; 30 mm wide; 6 ... 20 mm

[www.wago.com/790-220](http://www.wago.com/790-220)



**Item no.: 790-208**

Shield clamping saddle; 12.4 mm wide; 3 ... 8 mm

[www.wago.com/790-208](http://www.wago.com/790-208)

## System housing

### System enclosure



**Item no.: 850-814/002-000**

IP65 enclosure; Sheet steel (RAL 7035); WxHxD (200x120x200 mm); without flange plate

[www.wago.com/850-814/002-000](http://www.wago.com/850-814/002-000)



**Item no.: 850-815/002-000**

IP65 enclosure; Sheet steel (RAL 7035); WxHxD (300x120x200 mm); without flange plate

[www.wago.com/850-815/002-000](http://www.wago.com/850-815/002-000)



**Item no.: 850-816/002-000**

IP65 enclosure; Sheet steel (RAL 7035); WxHxD (400x120x200 mm); without flange plate

[www.wago.com/850-816/002-000](http://www.wago.com/850-816/002-000)



**Item no.: 850-817/002-000**

IP65 enclosure; Sheet steel (RAL 7035); WxHxD (600x120x200 mm); without flange plate

[www.wago.com/850-817/002-000](http://www.wago.com/850-817/002-000)

Subject to changes. Please also observe the further product documentation!

WAGO Kontakttechnik GmbH & Co. KG

Hansastr. 27

32423 Minden

Phone: +49571 887-0 | Fax: +49571 887-169

Email: [info.de@wago.com](mailto:info.de@wago.com) | Web: [www.wago.com](http://www.wago.com)

Do you have any questions about our products?

We are always happy to take your call at +49 (571) 887-44222.



**Item no.: 850-825**  
IP65 enclosure; Aluminium (RAL 7032); WxHxD (160x100x160 mm); 9 x M12, 4 x M20

[www.wago.com/850-825](http://www.wago.com/850-825)



**Item no.: 850-826**  
IP65 enclosure; Aluminium (RAL 7032); WxHxD (240x100x160 mm); 4 x M20, 4 x M16, 14 x M12 cable grip

[www.wago.com/850-826](http://www.wago.com/850-826)



**Item no.: 850-827**  
IP65 enclosure; Aluminium (RAL 7032); WxHxD (320x100x160 mm); 4 x M20, 8 x M16, 17 x M12 cable grip

[www.wago.com/850-827](http://www.wago.com/850-827)



**Item no.: 850-827/002-000**  
IP65 enclosure; Aluminium (RAL 7035); WxHxD (320x100x160 mm); 4 x M20, 8 x M16, 17 x M12 cable grip

[www.wago.com/850-827/002-000](http://www.wago.com/850-827/002-000)



**Item no.: 850-826/002-000**  
IP65 enclosure; Aluminium (RAL 7035); WxHxD (240x100x160 mm); 4 x M20, 4 x M16, 14 x M12 cable grip

[www.wago.com/850-826/002-000](http://www.wago.com/850-826/002-000)



**Item no.: 850-828/002-000**  
IP65 enclosure; Aluminium (RAL 7035); WxHxD (480x100x160 mm); 4 x M20, 10 x M16, 35 x M12 cable grip

[www.wago.com/850-828/002-000](http://www.wago.com/850-828/002-000)



**Item no.: 850-828**  
IP65 enclosure; Aluminium (RAL 7032); WxHxD (480x100x160 mm); 4 x M20, 10 x M16, 35 x M12 cable grip

[www.wago.com/850-828](http://www.wago.com/850-828)



**Item no.: 850-834**  
IP65 enclosure; Polyester (RAL 7032); WxHxD (164x100x164 mm); 9 x M12, 4 x M20

[www.wago.com/850-834](http://www.wago.com/850-834)



**Item no.: 850-835**  
IP65 enclosure; Polyester (RAL 7032); WxHxD (244x100x164 mm); 4 x M20, 4 x M16, 14 x M12 cable grip

[www.wago.com/850-835](http://www.wago.com/850-835)



**Item no.: 850-836**  
IP65 enclosure; Polyester (RAL 7032); WxHxD (324x100x164 mm); 4 x M20, 8 x M16, 17 x M12 cable grip

[www.wago.com/850-836](http://www.wago.com/850-836)

#### Marking accessories

##### Marker carrier

**Item no.: 750-103**  
Group marker carrier

[www.wago.com/750-103](http://www.wago.com/750-103)

##### Marker

**Item no.: 2009-145/000-006**  
Mini-WSB Inline; for Smart Printer; 1700 pieces on roll; stretchable 5 - 5.2 mm; plain; snap-on type; blue /000-006

[www.wago.com/2009-145/000-006](http://www.wago.com/2009-145/000-006)













**Item no.: 2009-145**  
Mini-WSB Inline; for Smart Printer; 1700 pieces on roll; stretchable 5 - 5.2 mm; plain; snap-on type; white

[www.wago.com/2009-145](http://www.wago.com/2009-145)

**Item no.: 2009-145/000-002**

Subject to changes. Please also observe the further product documentation!



|  |   |  |
|--|---|--|
|    | Mini-WSB Inline; for Smart Printer; 1700 pieces on roll; stretchable 5 - 5.2 mm; plain; snap-on type; yellow                                      | <a href="http://www.wago.com/2009-145/000-002">www.wago.com/2009-145/000-002</a> |
|    | <b>Item no.: 2009-145/000-007</b><br>Mini-WSB Inline; for Smart Printer; 1700 pieces on roll; stretchable 5 - 5.2 mm; plain; snap-on type; gray   | <a href="http://www.wago.com/2009-145/000-007">www.wago.com/2009-145/000-007</a> |
|    | <b>Item no.: 2009-145/000-005</b><br>Mini-WSB Inline; for Smart Printer; 1700 pieces on roll; stretchable 5 - 5.2 mm; plain; snap-on type; red    | <a href="http://www.wago.com/2009-145/000-005">www.wago.com/2009-145/000-005</a> |
|    | <b>Item no.: 2009-145/000-012</b><br>Mini-WSB Inline; for Smart Printer; 1700 pieces on roll; stretchable 5 - 5.2 mm; plain; snap-on type; orange | <a href="http://www.wago.com/2009-145/000-012">www.wago.com/2009-145/000-012</a> |
|    | <b>Item no.: 2009-145/000-023</b><br>Mini-WSB Inline; for Smart Printer; 1700 pieces on roll; stretchable 5 - 5.2 mm; plain; snap-on type; green  | <a href="http://www.wago.com/2009-145/000-023">www.wago.com/2009-145/000-023</a> |
|    | <b>Item no.: 2009-145/000-024</b><br>Mini-WSB Inline; for Smart Printer; 1700 pieces on roll; stretchable 5 - 5.2 mm; plain; snap-on type; violet | <a href="http://www.wago.com/2009-145/000-024">www.wago.com/2009-145/000-024</a> |
|   | <b>Item no.: 248-501/000-006</b><br>Mini-WSB marking card; as card; not stretchable; plain; snap-on type; blue                                    | <a href="http://www.wago.com/248-501/000-006">www.wago.com/248-501/000-006</a>   |
|  | <b>Item no.: 248-501/000-007</b><br>Mini-WSB marking card; as card; not stretchable; plain; snap-on type; gray                                    | <a href="http://www.wago.com/248-501/000-007">www.wago.com/248-501/000-007</a>   |
|  | <b>Item no.: 248-501/000-002</b><br>Mini-WSB marking card; as card; not stretchable; plain; snap-on type; yellow                                  | <a href="http://www.wago.com/248-501/000-002">www.wago.com/248-501/000-002</a>   |
|  | <b>Item no.: 248-501/000-012</b><br>Mini-WSB marking card; as card; not stretchable; plain; snap-on type; orange                                  | <a href="http://www.wago.com/248-501/000-012">www.wago.com/248-501/000-012</a>   |
|  | <b>Item no.: 248-501</b><br>Mini-WSB marking card; as card; not stretchable; plain; snap-on type; white   | <a href="http://www.wago.com/248-501">www.wago.com/248-501</a>                   |
|  | <b>Item no.: 248-501/000-017</b><br>Mini-WSB marking card; as card; not stretchable; plain; snap-on type; light green                             | <a href="http://www.wago.com/248-501/000-017">www.wago.com/248-501/000-017</a>   |

Subject to changes. Please also observe the further product documentation!



**Item no.: 248-501/000-005**  
Mini-WSB marking card; as card; not stretchable; plain; snap-on type; red

[www.wago.com/248-501/000-005](http://www.wago.com/248-501/000-005)



**Item no.: 248-501/000-024**  
Mini-WSB marking card; as card; not stretchable; plain; snap-on type; violet

[www.wago.com/248-501/000-024](http://www.wago.com/248-501/000-024)



**Item no.: 248-501/000-023**  
Mini-WSB marking card; as card; not stretchable; plain; snap-on type; green

[www.wago.com/248-501/000-023](http://www.wago.com/248-501/000-023)



**Item no.: 750-100**  
Marker card; as a DIN A4 sheet; plain

[www.wago.com/750-100](http://www.wago.com/750-100)

Group marker carrier



**Item no.: 750-106**  
Group marker carrier

[www.wago.com/750-106](http://www.wago.com/750-106)

Pluggable connector

Coding



**Item no.: 753-150**  
753 Series coding elements

[www.wago.com/753-150](http://www.wago.com/753-150)

Downloads

Documentation

Manual

|  |                         |                 |          |
|--|-------------------------|-----------------|----------|
| 2-channel, 110VDC<br>Configurable, high-side or low-side switching             | V 1.0.4                 | pdf<br>252.9 kB | Download |
| System Manual WAGO I/O System 750 / 753<br>Decentralized Automation Technology | V 3.0.2<br>2021. 4. 27. | pdf<br>6.6 MB   | Download |
| System Manual Series 750/753<br>Online HTML                                    |                         | URL             | Download |

Bid Text

|                        |              |               |          |
|------------------------|--------------|---------------|----------|
| 753-427<br>X81 - Datei | 2019. 2. 19. | xml<br>4.6 kB | Download |
|------------------------|--------------|---------------|----------|

753-427

Subject to changes. Please also observe the further product documentation!



|             |              |                |          |
|-------------|--------------|----------------|----------|
| doc - Datei | 2017. 7. 13. | doc<br>28.7 kB | Download |
|-------------|--------------|----------------|----------|

#### Additional Information

|  |         |                 |          |
|--|---------|-----------------|----------|
| Disposal; Electrical and electronic equipment, Packaging | V 1.0.0 | pdf<br>265.8 kB | Download |
|--|---------|-----------------|----------|

#### System Description

|   |  |               |          |
|---|--|---------------|----------|
| 750/753 Series I/O-System – General Product Information |  | pdf<br>1.7 MB | Download |
|---|--|---------------|----------|

|   |  |                 |          |
|---|--|-----------------|----------|
| Overview on WAGO-I/O-SYSTEM 750 approvals |  | pdf<br>780.2 kB | Download |
|---|--|-----------------|----------|

#### CAD/CAE-Data

##### CAD data

|                      |  |     |          |
|----------------------|--|-----|----------|
| 2D/3D Models 753-427 |  | URL | Download |
|----------------------|--|-----|----------|

##### CAE data

|                           |  |     |          |
|---------------------------|--|-----|----------|
| EPLAN Data Portal 753-427 |  | URL | Download |
|---------------------------|--|-----|----------|

|                        |  |     |          |
|------------------------|--|-----|----------|
| WSCAD Universe 753-427 |  | URL | Download |
|------------------------|--|-----|----------|

|                      |  |     |          |
|----------------------|--|-----|----------|
| ZUKEN Portal 753-427 |  | URL | Download |
|----------------------|--|-----|----------|

#### Environmental Product Compliance

##### Compliance Search

|  |  |     |          |
|--|--|-----|----------|
| Environmental Product Compliance 753-427<br>2-channel digital input; 110 VDC |  | URL | Download |
|--|--|-----|----------|

#### Installation Notes

Subject to changes. Please also observe the further product documentation!

Data sheet | Item number: 753-427

[www.wago.com/753-427](http://www.wago.com/753-427)



## Product family

750/753 Series I/O System

[Show all products from the family](#)

Subject to changes. Please also observe the further product documentation!

---

WAGO Kontakttechnik GmbH & Co. KG

Hansastr. 27

32423 Minden

Phone: +49571 887-0 | Fax: +49571 887-169

Email: [info.de@wago.com](mailto:info.de@wago.com) | Web: [www.wago.com](http://www.wago.com)

Do you have any questions about our products?

We are always happy to take your call at +49 (571) 887-44222.