



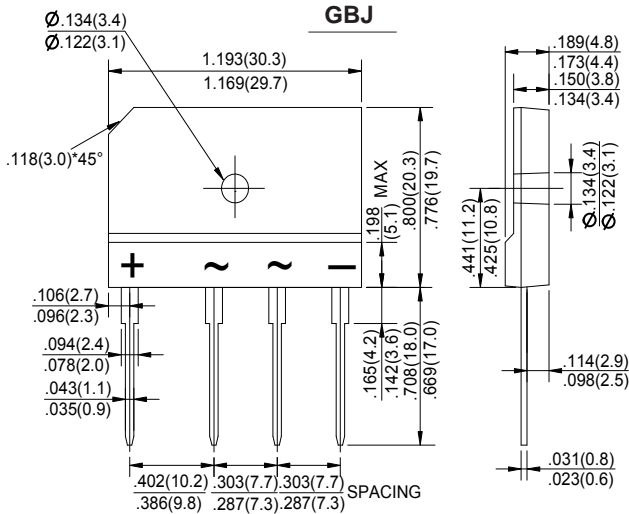
GBJ35005 THRU GBJ3510

SILICON BRIDGE RECTIFIERS

Reverse Voltage - 50 to 1000 Volts Forward Current - 35.0 Amperes

FEATURES

- ◆ Rating to 1000V PRV
- ◆ Ideal for printed circuit board
- ◆ Low forward voltage drop, high current capability
- ◆ Reliable low cost construction utilizing molded plastic technique results in inexpensive product
- ◆ The plastic material has U/L flammability classification 94V-0



MAXIMUM RATINGS AND ELECTRICAL CHARACTERISTICS

Ratings at 25°C ambient temperature unless otherwise specified.
Single phase half-wave 60Hz, resistive or inductive load, for capacitive load current derate by 20%.

MDD Catalog Number	SYMBOLS	GBJ 35005	GBJ 3501	GBJ 3502	GBJ 3504	GBJ 3506	GBJ 3508	GBJ 3510	UNITS
Maximum repetitive peak reverse voltage	V_{RRM}	50	100	200	400	600	800	1000	VOLTS
Maximum RMS voltage	V_{RMS}	35	70	140	280	420	560	700	VOLTS
Maximum DC blocking voltage	V_{DC}	50	100	200	400	600	800	1000	VOLTS
Maximum Average Forward Rectified Current @ $T_C = 100$ (with heatsink Note 2) (without heatsink)	$I_{(AV)}$	35.0 5.0						Amps	
Peak forward surge current 8.3ms single half sine-wave superimposed on rated load (JEDEC Method)	I_{FSM}	400						Amps	
Maximum instantaneous forward voltage drop per bridge element at 17.5A	V_F	1.1						Volts	
Maximum DC reverse current at rated DC blocking voltage	I_R	10 0.5						μA mA	
It Rating for Fusing ($t < 8.3ms$)	I^2t	510						A^2s	
Typical Junction Capacitance (Note 1)	C_J	85						pF	
Typical Thermal Resistance (Note 2)	$R_{\theta JC}$	0.6						$^{\circ}C/W$	
Operating junction temperature range	T_J	-55 to +150						$^{\circ}C$	
storage temperature range	T_{STG}	-55 to +150						$^{\circ}C$	

NOTES: 1. Measured at 1.0MHz and applied reverse voltage of 4.0V DC.
2. Device mounted on 75mm*75mm*1.6mm Cu plate heatsink.
3. The typical data above is for reference only (典型值仅供参考).



RATINGS AND CHARACTERISTIC CURVES GBJ35005 THRU GBJ3510

FIG.1-FORWARD CURRENT DERATING CURVE

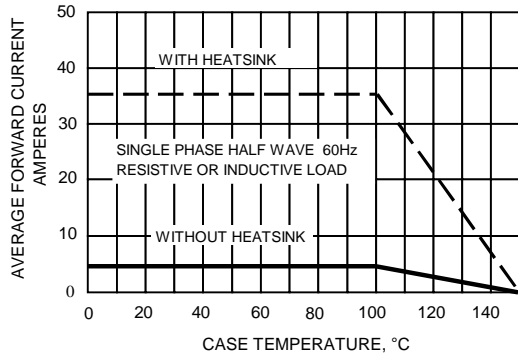


FIG.2-MAXMUN NON-REPETITIVE SURGE CURRENT

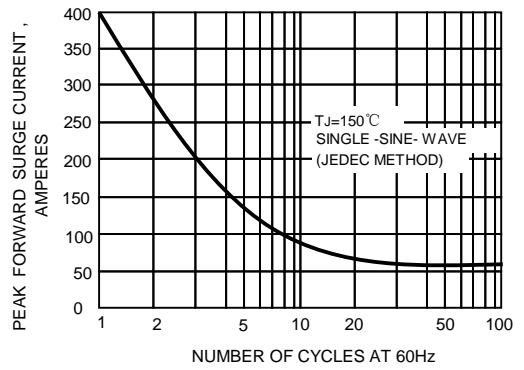


FIG.3-TYPICAL REVERSE CHARACTERISTICS

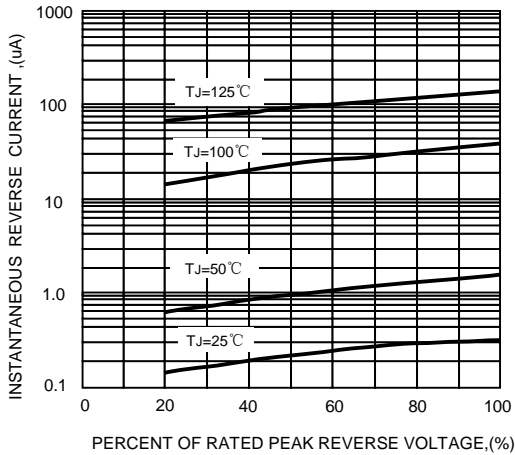
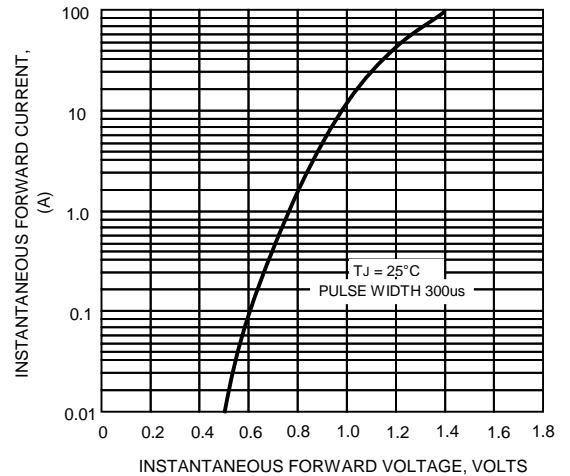


FIG.4-TYPICAL FORWARD CHARACTERISTICS



The cruve graph is for reference only, can't be the basis for judgment()!

