

Specifications

Contact Resistance: 30mΩ max.
 Insulation Resistance: 3,000MΩ min at 500V
 Current Rating: 1A
 Withstanding Voltage: 500V AC for 1 minute
 Operating Temp. Range: -40°C to +105°C
 Soldering Temp.: 230°C / 3 sec.

Materials and Finish

Insulator: Nylon 66, glass reinforced, UL 94V-0 rated
 Terminals: Phosphor bronze
 Contact Plating: Au Flash



Features

Pin count from 4 to 80


Part Number (Details)

ZS3A - ** G2

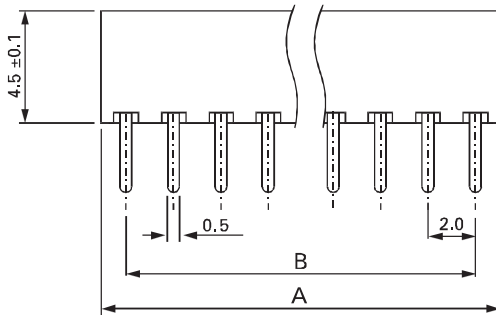
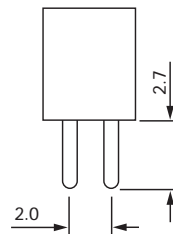
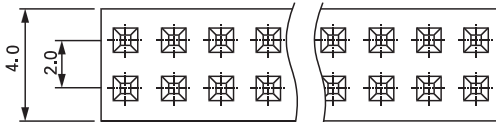
Series No.

No. of Contact Pins
(4 to 80)

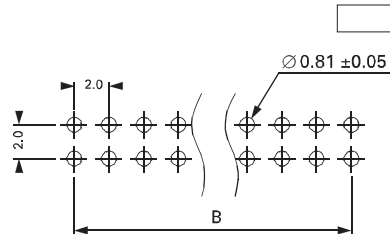
Mating Face Plating:
G2 = Gold Flash



Outline Connector Dimensions



Recommended PCB Layout



Part Number	Dim. A	Dim. B
ZS3A-04-G2	4.5	2.0
ZS3A-06-G2	6.5	4.0
ZS3A-08-G2	8.5	6.0
ZS3A-10-G2	10.5	8.0
ZS3A-12-G2	12.5	10.0
ZS3A-14-G2	14.5	12.0
ZS3A-16-G2	16.5	14.0
ZS3A-18-G2	18.5	16.0
ZS3A-20-G2	20.5	18.0
ZS3A-22-G2	22.5	20.0
ZS3A-24-G2	24.5	22.0
ZS3A-26-G2	26.5	24.0
ZS3A-28-G2	28.5	26.0
ZS3A-30-G2	30.5	28.0
ZS3A-32-G2	32.5	30.0
ZS3A-34-G2	34.5	32.0
ZS3A-36-G2	36.5	34.0
ZS3A-38-G2	38.5	36.0
ZS3A-40-G2	40.5	38.0
ZS3A-42-G2	42.5	40.0

Part Number	Dim. A	Dim. B
ZS3A-44-G2	44.5	42.0
ZS3A-46-G2	46.5	44.0
ZS3A-48-G2	48.5	46.0
ZS3A-50-G2	50.5	48.0
ZS3A-52-G2	52.5	50.0
ZS3A-54-G2	54.5	52.0
ZS3A-56-G2	56.5	54.0
ZS3A-58-G2	58.5	56.0
ZS3A-60-G2	60.5	58.0
ZS3A-62-G2	62.5	60.0
ZS3A-64-G2	64.5	62.0
ZS3A-66-G2	66.5	64.0
ZS3A-68-G2	68.5	66.0
ZS3A-70-G2	70.5	68.0
ZS3A-72-G2	72.5	70.0
ZS3A-74-G2	74.5	72.0
ZS3A-76-G2	76.5	74.0
ZS3A-78-G2	78.5	76.0
ZS3A-80-G2	80.5	78.0