

PLEASE CHECK WWW.MOLEX.COM FOR LATEST PART INFORMATION

Part Number: [0887418410](#)
Status: **Active**
Overview: [microcross_dvi](#)
Description: MicroCross™ DVI Digital Visual Interface, Shielded I/O Cable Assembly: DVI-Analog-to-P&D-Analog, Black, 3.0m (9.84') Length

Documents:

[Drawing \(PDF\)](#) [RoHS Certificate of Compliance \(PDF\)](#)

General

Product Family	Cable Assemblies
Series	88744
Connector to Connector	DVI-Analog-to-P&D-Analog
Overview	microcross_dvi
Product Name	MicroCross™DVI

Physical

Cable Length	3.0m (9.84')
Circuits (Loaded)	29
Color - Resin	Black
Gender	Plug/Plug
Lock to Mating Part	None
Material - Metal	Brass
Material - Plating Mating	Gold
Material - Plating Termination	Tin
Material - Resin	Polyester
Packaging Type	Bag
Pitch - Mating Interface (in)	0.075 In, 0.100 In
Pitch - Mating Interface (mm)	1.90 mm, 2.54 mm
Plating min: Mating (µin)	10, 2
Plating min: Mating (µm)	0.05, 0.25
Plating min: Termination (µin)	150
Plating min: Termination (µm)	3.75, 3.80
Single Ended	No
Termination Interface: Style	N/A, Solder or Weld
Wire Insulation Diameter	N/A
Wire Size AWG	N/A
Wire/Cable Type	N/A

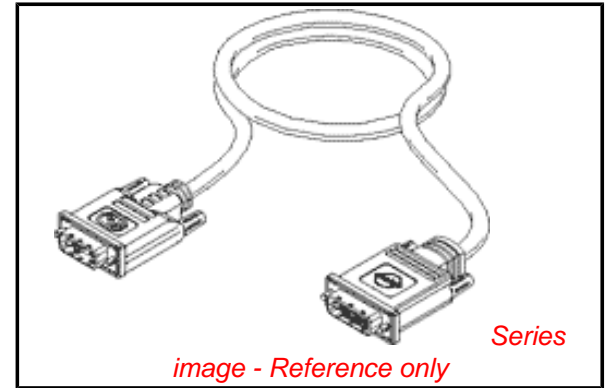
Electrical

Current - Maximum per Contact	3A
Shielded	Yes

Material Info

Reference - Drawing Numbers

Sales Drawing	SD-88741-005
---------------	--------------



EU RoHS

**ELV and RoHS
Compliant**
**REACH SVHC
Not Reviewed**
**Halogen-Free
Status
Not Reviewed**

China RoHS



**Need more information on product
environmental compliance?**

Email productcompliance@molex.com
 For a multiple part number RoHS Certificate of Compliance, [click here](#)

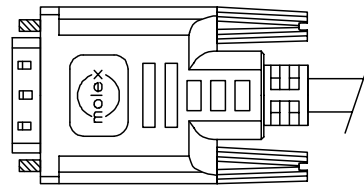
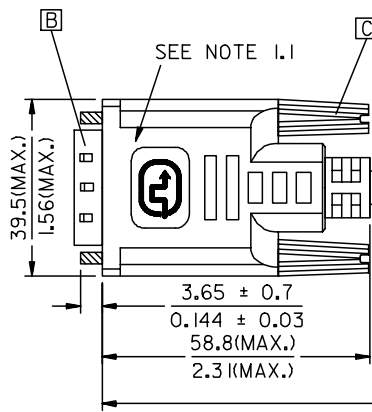
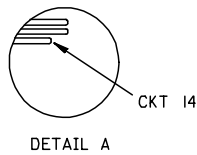
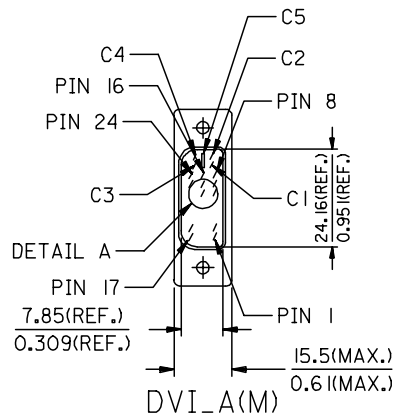
Please visit the [Contact Us](#) section for any non-product compliance questions.

Search Parts in this Series

[88744Series](#)

Mates With

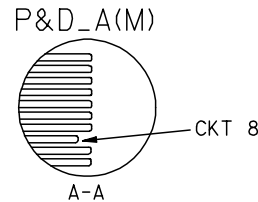
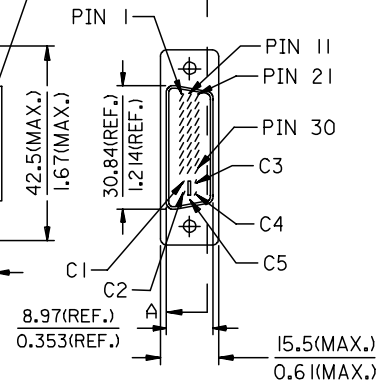
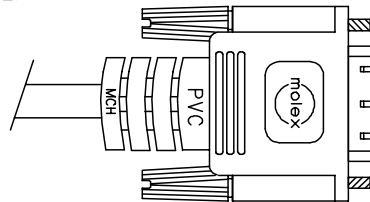
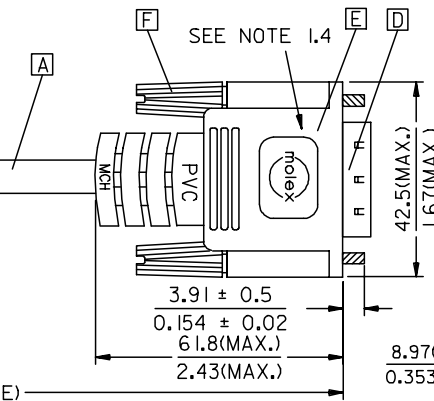
[74320](#) MicroCross™ DVI-I Digital/Analog Visual Interface, PCB Receptacle



WEEK CODE
SEE DETAIL C

LENGTH(SEE TABLE)

BACK SIDE



CXXX
WEEK NO. FOR YEAR.
YEAR NO.
"C" FOR MOLEX CHINA

DETAIL C

88741-8421	DVI_A-P&D_A ANALOG CABLE ASS'Y 5M PARCHMENT WHT	5000 ± 150 196.9 ± 5.9	PARCHMENT WHITE	887808286
88741-8411	DVI_A-P&D_A ANALOG CABLE ASS'Y 3M PARCHMENT WHT	3000 ± 80 118.1 ± 3.1	PARCHMENT WHITE	887808286
88741-8401	DVI_A-P&D_A ANALOG CABLE ASS'Y 2M PARCHMENT WHT	2000 ± 60 78.7 ± 2.4	PARCHMENT WHITE	887808286
88741-8420	DVI_A-P&D_A ANALOG CABLE ASS'Y 5M BLK	5000 ± 150 196.9 ± 5.9	BLACK	887808277
88741-8410	DVI_A-P&D_A ANALOG CABLE ASS'Y 3M BLK	3000 ± 80 118.1 ± 3.1	BLACK	887808277
88741-8400	DVI_A-P&D_A ANALOG CABLE ASS'Y 2M BLK	2000 ± 60 78.7 ± 2.4	BLACK	887808277
MX P/N	DESCRIPTION	LENGTH	CABLE COLOR	CABLE P/N

ENTER DESCRIPTION EC NO: DG2006-0186 2006/03/09 DRWN:PDAI 2006/03/09 CHKD: 2006/03/10 APPR:TKAN	QUALITY SYMBOLS ▽=0 ◻=0	GENERAL TOLERANCES (UNLESS SPECIFIED)		DIMENSION STYLE MM/IN		SCALE ---	DESIGN UNITS METRIC	THIRD ANGLE PROJECTION	
			mm	INCH	DRAWN BY PDAI	DATE 2006/03/07	TITLE DVI_D-P&D_A ANALOG CBL		
		4 PLACES	± ---	± ---	CHECKED BY ZXDENG	DATE 2006/03/07	APPROVED BY BORON		
		3 PLACES	± ---	± ---	MATERIAL NO. SEE TABLE		DOCUMENT NO. SD-88741-005	SHEET NO. 1 OF 2	
			2 PLACES	± ---	± ---	MOLEX MOLEX INCORPORATED			
			1 PLACE	± ---	± ---	THIS DRAWING CONTAINS INFORMATION THAT IS PROPRIETARY TO MOLEX INCORPORATED AND SHOULD NOT BE USED WITHOUT WRITTEN PERMISSION			
			ANGULAR ± ---°						
			DRAFT WHERE APPLICABLE MUST REMAIN WITHIN DIMENSIONS						

NOTE: 1. OVERMOLD SPECIFICATION

- 1.1 DVI BOOT MOLDED WITH SNOW WHITE PVC RESIN P/N IS 887800076.
- 1.2 UL94V-0, COLOR: MAD432
- 1.3 HARDNESS (DUROMETER): SHORE A 90-95
- 1.4 P&D BOOT MOLDED WITH PVC RESIN P/N IS 887800053.

2. MECHANICAL SPECIFICATION

- 2.1 CABLE SHOULD STAND THE PULL FORCE 89-11IN FOR 30 SECONDS WITH NO VISIBLE TERMINATION DAMAGE.
- 2.2 CABLE SHOULD PASS THE FLEX TEST IN 100 CYCLES AT EACH OF PLANES, PER EIA 364-41, CONDITION I.

3. CABLE ELECTRICAL SPECIFICATION

- 3.1 DIELECTRIC STRENGTH: 300VDC FOR 10MS
- 3.2 SIGNAL LINE INSULATION RESISTANCE: 20 MEGA Ohms
- 3.3 COAXIAL LINES CHARACTERISTIC IMPEDANCE: 75±7.5 Ohms @TDR.

4. DVI CONNECTOR SPECIFICATION

- 4.1 REFER TO PRODUCT SPEC. PS74320-0001.
- 4.2 CONTACT PLATING: AU FLASH.

5. THIS PRODUCT MUST MEET MX RoHS COMPLIANCE.

7. MATERIAL LIST

F	EVC THUMB SCREW(WHITE) 717571000
E	EVC BOOT (WHITE) 737840001
D	EVC CONNECTOR 674850011
C	DVI THUMB SCREW 887806005
B	DVI_A G/F CONNECTOR 743230011
A	DVI ANALOG CABLE (SEE TABLE)
ITEM	DESCRIPTION

6. CONNECTION DIAGRAM

SHIELD	SHIEDL	GROUND
C 5	C 5	ANLOG GROUND
C 4	PIN 5	HORIZONTAL SYNC
C 3	C 4	ANLOG
C 2	C 2	ANLOG
C 1	C 1	ANLOG
PIN 16	PIN 16	HOT PLUG DETECT
PIN 15	PIN 4,25	GROUND(+5V & HV SYNC)
PIN 14	PIN 28	POWER +5V
PIN 8	PIN 6	VERTICAL SYNC
PIN 7	PIN 26	DDC DATA
PIN 6	PIN 27	DDC CLOCK
DVI_A	P&D_A	CABLE FUNCTION

ENTER DESCRIPTION EC NO: DG2006-0186 TDRW: PDAI CHKD: APPR: TKAN	2006/03/09 2006/03/09 2006/03/10	DESCRIPTION QUALITY SYMBOLS ▽=0 ▽=0	GENERAL TOLERANCES (UNLESS SPECIFIED)		DIMENSION STYLE		SCALE	DESIGN UNITS	THIRD ANGLE PROJECTION			
				mm	INCH	MM/IN	---	METRIC	DRAWN BY DATE PDAI 2006/03/06 CHECKED BY DATE ZXDENG 2006/03/06 APPROVED BY DATE BORON 2006/03/06		TITLE DVI_A-P&D_A ANALOG CBL	
			4 PLACES	±---	±---			MATERIAL NO. DOCUMENT NO. SEE TABLE SD-88741-005		SHEET NO. 2 OF 2		
			3 PLACES	±---	±---	DRAFT WHERE APPLICABLE MUST REMAIN WITHIN DIMENSIONS		SIZE THIS DRAWING CONTAINS INFORMATION THAT IS PROPRIETARY TO MOLEX INCORPORATED AND SHOULD NOT BE USED WITHOUT WRITTEN PERMISSION				