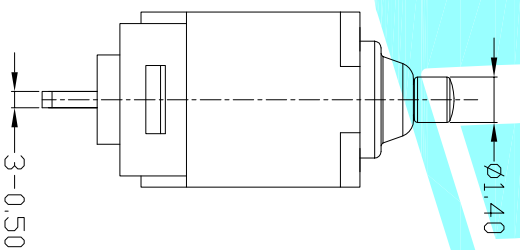
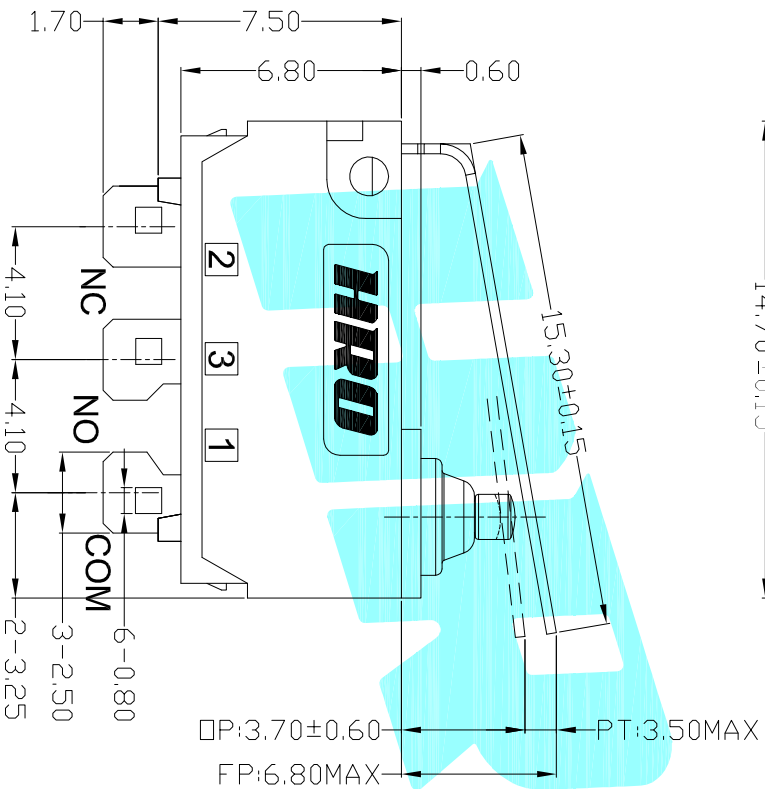
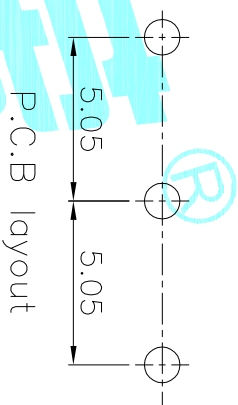
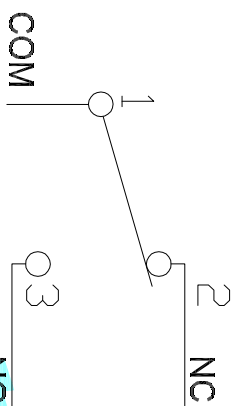
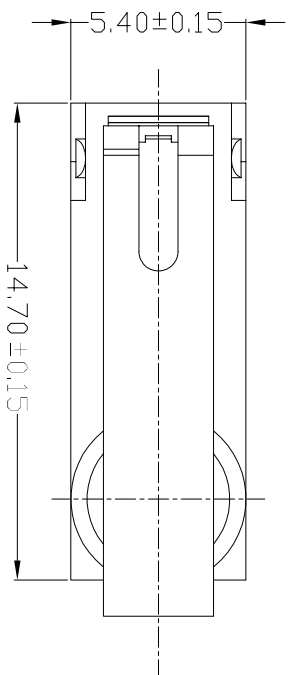


INGRESS PROTECTION:IP67



Circuit Diagram

NOTE:

1. Rating1:DC12V 3A
- Rating2:48V DC/125V AC/250V AC 0.1A
2. Operating froce:130gf MAX
3. Electric Life: 10,000
4. Mechanical Life:1,000,000

⑦	Shrapnel	—	1	Brass	Plating silver	—
⑥	Contact	—	1	Ag	—	—
⑤	Sealed Circle	—	1	Silicone Rubber	—	—
④	Terminal	—	3	Brass(0.50t)	Plating silver	—
③	Plunger	—	1	POM	Black	—
②	Cose	—	1	PA	Black	—
①	Cover	—	1	PA	Black	—
ITEM	PART NAME	TER'NO.	QTY.	MATERIAL	FINISHING	REMARK

APPROVALS	DATE	TITLE
DRAWN J.X.Zhang	2018/8/1	MICRO SWITCHS
CHECKED		
APPROVALS		

APPROVALS					
CHECKED					
APPROVALS					

TOLERANCES ARE	30~R/L	±0.30	ANGLE	PART NO.	K9-1801E-02
	10~30	±0.20		SCALE:	1:1
	5~10	±0.15	±2'	DRAWING NO.	
	~ 5	±0.10		SHEET	1 OF 1

ECN NO.	REV.	DATE.	DESCRIPTION.	CHANGE.	CHECK.	APPRO.
	A		NEW			



ELECTRONICS CO.,LTD

MICRO SWITCHS

K9-1801E-02

SCALE: 1:1

SHEET 1 OF 1