

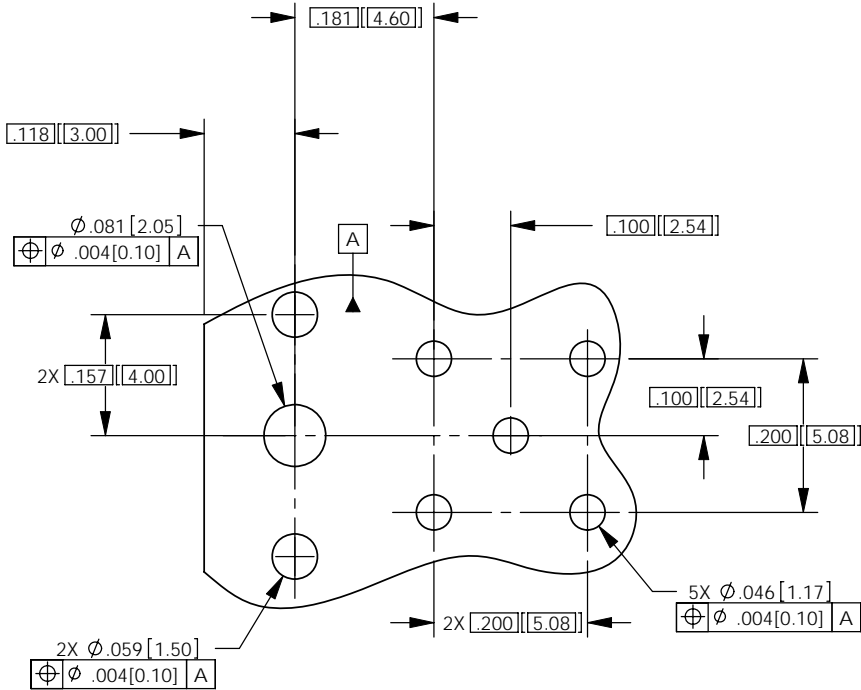
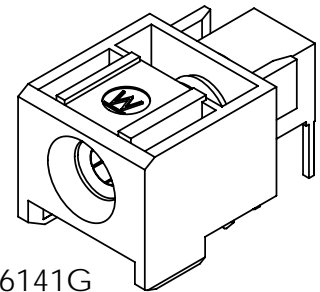
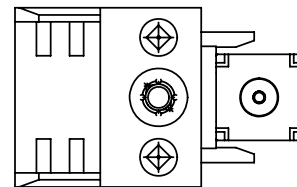
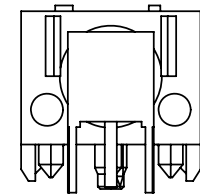
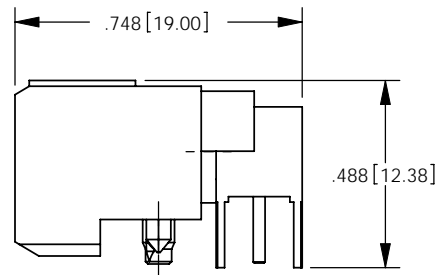
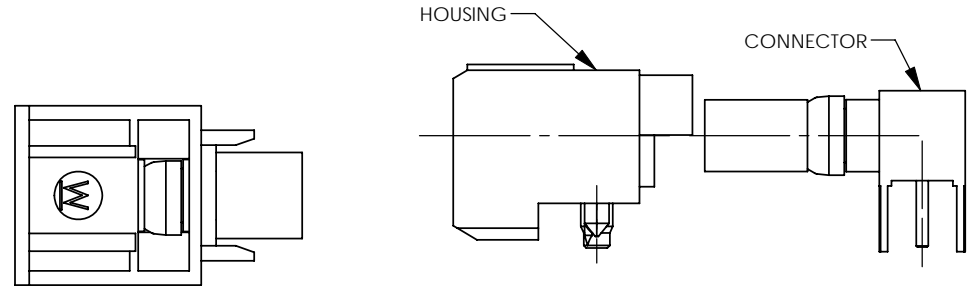
NOTES: UNLESS OTHERWISE SPECIFIED
 1. FOR GENERAL SERIES SPECIFICATIONS, SEE SD37-0000.

2. MATERIAL SPECIFICATIONS:
 CONNECTOR:
 BODIES: BRASS PER ASTM B16
 RETAINING RING AND CONTACT: COPPER ALLOY
 INSULATORS: TEFLON PER ASTM D1710

HOUSING: HIGH TEMPERATURE THERMOPLASTIC. MATERIAL: SABIC
 UF0067W-NC (WHITE COLOR) AND CLARIANT CNY02655
 COLORANT.

3. CONNECTOR FINISH SPECIFICATIONS:
 REAR BODY: .000015 MIN GOLD PER ASTM B488 OVER
 .000080 MIN NICKEL PER AMS-QQN-290 (RoHS)
 FRONT BODY AND CONTACTS: .000030 MIN GOLD PER ASTM B488
 OVER .000080 MIN NICKEL PER AMS-QQN-290 (RoHS)
 RETAINING RING: .000005 MIN GOLD PER ASTM B488 OVER
 .000080 MIN NICKEL PER AMS-QQN-290 (RoHS)

REV	DESCRIPTION	BY DATE	APPD
B	REVISED PER ER7845	CWB 04/24/08	CWB
C	REVISED PER ER21346	JPC 01/19/10	JPC



CATALOG P/N: 373-010-6141G

PER ASME Y14.5M-1994 UNLESS OTHERWISE SPECIFIED: DIMENSIONS ARE IN INCHES [MM] TOLERANCES: DECIMAL: XX [X.X] ± .01 [0.3] .XXX [X.XX] ± .005 [0.13] .XXXX [X.XXX] ± .XXXX ANGLES: ± 2° SCALE: 2:1					
Winchester Electronics Corporation 62 Barnes Industrial Road North Wallingford, Connecticut 06492				DIN RIGHT ANGLE PLUG 75 OHM WITH HOUSING	
CUSTOMER DRAWING				A SD373-010-6141G SHT 1 OF 1	
DRAWN PSM	DATE 01/15/07	APPROVED JC	DATE 11/27/07	REV C	
APPROVED R. FAZIO	DATE 11/27/07	APPROVED M. AYUB	DATE 11/27/07		