



SERIES 1306

EFC Series 1306 are polyester and foil capacitors. This series offers the advantage of small size and low cost, dv/dt ratings in excess of 1000 V/μs. Suggested applications include: medical electronics, telecommunications. Packaging options include: wrap and fill (TF, TC), radial lead box (EFR), axial lead (EC, EF).

SPECIFICATIONS

1. TEMPERATURE RANGE

- 55 °C to + 85 °C at rated voltage.
 To 105 °C with 50% voltage derating.

2. CAPACITANCE

Capacitors ≤ 1.0 MFD shall be measured at 1 KHZ ± 20 HZ.. Capacitors >1.0 MFD shall be measured at 60 HZ. Measurements shall be taken at 25 °C.

3. DIELECTRIC STRENGTH

At 25 °C, 200% of rated voltage when applied terminal to terminal for one minute through a current limiting resistance.

7. LIFE TEST

Will withstand the application of 140% rated voltage at +85°C for 250 hours with not more than one failure in 12 permitted.

4. INSULATION RESISTANCE

At 25 °C after 2 minutes charge time at rated voltage or 500 VDC, whichever is less, the minimum IR shall be 50,000 Megohm-Microfarads, but need not exceed 100,000 Megohms.

5. HUMIDITY RESISTANCE

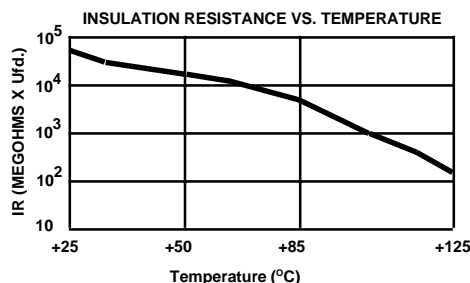
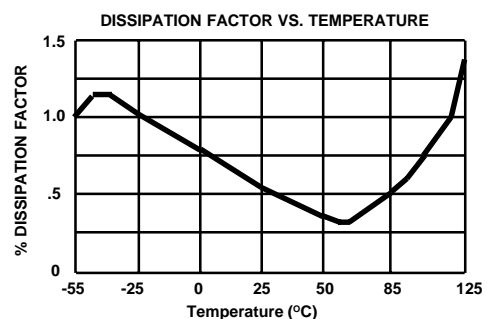
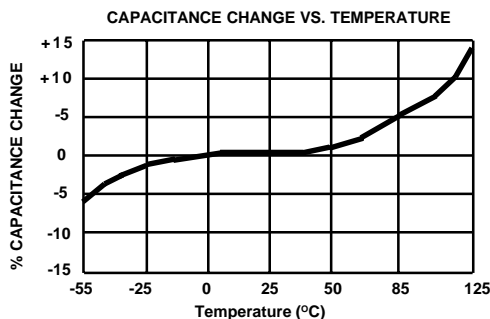
Series 1306 shall meet the requirements of MIL-STD. 202C, Method 103B.

6. DISSIPATION FACTOR

Shall be 0.6% max. when measured as in Par. 2.

TYPICAL TEMPERATURE CURVES

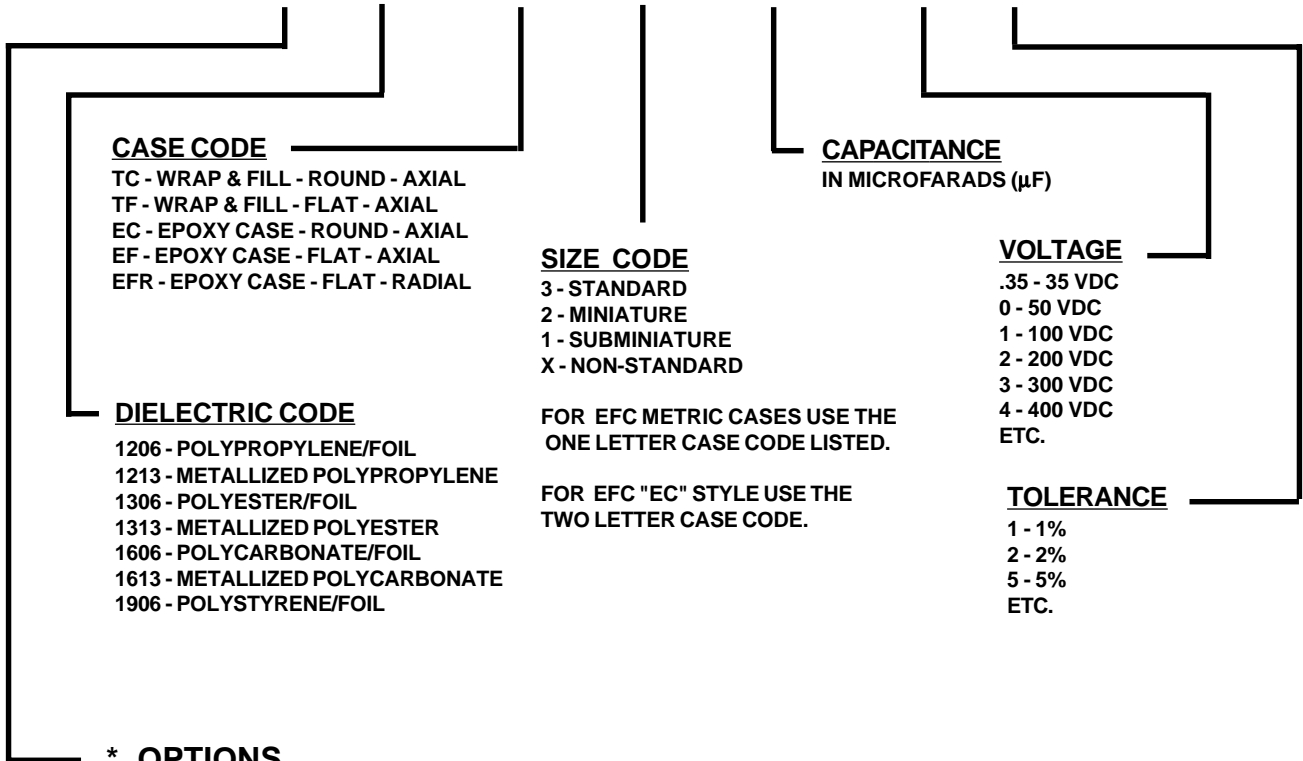
POLYESTER (MYLAR®) and FOIL





CATALOG NOMENCLATURE

* 1306 EFR - 3 - .001 - 1 - 5



* OPTIONS

THE FOLLOWING OPTIONS ARE AVAILABLE FROM EFC BY SPECIFYING THE APPROPRIATE PREFIX.

TEMPERATURE COEFFICIENTS:

Different T.C.'s are available in both Polypropylene and Polystyrene dielectrics. T.C.'s and the appropriate prefixes are as follows:

- A1206 = -150 PPM/°C ±30 PPM
- I1206 = -270 PPM/°C ±30 PPM
- 01906 = ZERO PPM/°C ±50 PPM
- A1906 = -80 PPM/°C ±30 PPM
- I1906 = -120 PPM/°C ±30 PPM

HIGH VOLTAGE:

EFC high voltage metallized polyester capacitors are designed for use in high voltage power supplies, rectifiers and other similar circuits. Voltage ratings to 15,000 DC are common-place at EFC. Specify with the prefix **HV**.

AC CURRENT:

Specify metallized polyester and termination procedures to enable EFC to supply a small sized **AC** rated capacitor for general purpose use at 60 HZ. Specify with the prefix **AC**.

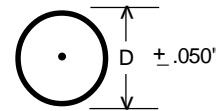
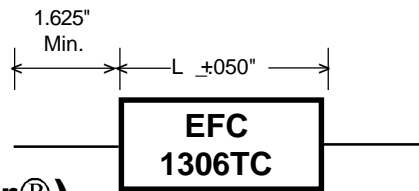
HIGH AMPERAGE AND PULSE CURRENTS:

Dual metallized carriers allow these capacitors to handle high amperage and pulsing currents. Available in both polyester and polypropylene dielectrics. Specify with the prefix **MF**. Contact the factory for an **MF** spec. sheet.

SWITCH MODE POWER SUPPLY:

Polypropylene and polyester capacitors designed for SMPS have low ESR and high current rating should be specified with the **SP** prefix.

EFC will manufacture to any non-standard value and size. Please consult factory for special requirements.

EFC**1306TC****Tubular
Wrap and Fill**

Lead Specs.

Tinned Copperweld

Under .250D = 24 AWG

.250 - .440D = 22 AWG

Above .440D = 20 AWG

Polyester (Mylar®) and Foil Capacitors

(All dimensions in inches)

DIMENSIONS and RATINGS

Cap. μF	1306TC-1 50 VDC		1306TC-2 100 VDC		1306TC-3 150 VDC		1306TC-3 200 VDC		1306TC-3 400 VDC		1306TC-3 600 VDC		
	D	L	D	L	D	L	D	L	D	L	D	L	
.001	.180	.406	.180	.406	.180	.406	.180	.406	.180	.406	.180	.531	
.0012	.180	.406	.180	.406	.180	.406	.180	.406	.180	.406	.180	.531	
.0015	.180	.406	.180	.406	.180	.406	.180	.406	.180	.406	.180	.531	
.0022	.180	.406	.180	.406	.180	.406	.180	.406	.200	.406	.190	.531	
.0027	.180	.406	.180	.406	.180	.406	.180	.406	.220	.406	.200	.531	
.0039	.180	.406	.180	.406	.180	.406	.180	.406	.260	.406	.240	.531	
.0047	.180	.406	.180	.406	.180	.406	.180	.406	.180	.531	.260	.531	
.0056	.180	.406	.180	.406	.180	.406	.190	.406	.190	.531	.280	.531	
.0068	.180	.406	.180	.406	.180	.406	.210	.406	.200	.531	.230	.656	
.0082	.180	.406	.180	.406	.190	.406	.230	.406	.220	.531	.250	.656	
.01	.180	.406	.180	.406	.210	.406	.250	.406	.240	.531	.270	.656	
.012	.180	.406	.200	.406	.220	.406	.180	.531	.270	.531	.290	.656	
.015	.180	.406	.220	.406	.170	.531	.200	.531	.290	.531	.330	.656	
.018	.200	.406	.240	.406	.180	.531	.220	.531	.250	.656	.360	.656	
.022	.210	.406	.180	.531	.200	.531	.240	.531	.280	.656	.330	.781	
.027	.230	.406	.200	.531	.220	.531	.260	.531	.310	.656	.360	.781	
.033	.180	.531	.210	.531	.240	.531	.290	.531	.340	.656	.400	.781	
.039	.190	.531	.230	.531	.260	.531	.250	.656	.360	.656	.370	.906	
.047	.200	.531	.250	.531	.290	.531	.280	.656	.340	.781	.410	.906	
.056	.220	.531	.270	.531	.250	.656	.300	.656	.370	.781	.450	.906	
.068	.200	.656	.240	.656	.280	.656	.330	.656	.410	.781	.490	.906	
.082	.210	.656	.270	.656	.300	.656	.360	.656	.400	.906	.450	1.190	
.1	.230	.656	.290	.656	.330	.656	.350	.781	.440	.906	.490	1.190	
.12	.250	.656	.320	.656	.360	.656	.380	.781	.480	.906	.530	1.190	
.15	.280	.656	.350	.656	.350	.781	.420	.781	.450	1.190	.590	1.190	
.18	.270	.781	.390	.656	.380	.781	.410	.906	.490	1.190	.650	1.190	
.22	.300	.781	.330	.906	.420	.781	.450	.906	.540	1.190	.620	1.440	
.27	.330	.781	.370	.906	.410	.906	.500	.906	.600	1.190	.690	1.440	
.33	.320	.906	.400	.906	.460	.906	.470	1.190	.580	1.440	.680	1.690	
.39	.350	.906	.440	.906	.500	.906	.510	1.190	.630	1.440	.740	1.690	
.47	.380	.906	.480	.906	.460	1.190	.560	1.190	.690	1.440	.810	1.690	
.56	.360	1.190	.440	1.190	.500	1.190	.600	1.190	.680	1.690	.810	1.940	
.68	.390	1.190	.490	1.190	.550	1.190	.660	1.190	.740	1.690	.890	1.940	
.82	.420	1.190	.530	1.190	.600	1.190	.640	1.440	.810	1.690	.970	1.940	
1.0	.460	1.190	.580	1.190	.660	1.190	.710	1.440	.820	1.940	1.070	1.940	
1.25	.520	1.190	.650	1.190	.650	1.440	.720	1.690	.920	1.940	1.110	2.250	
1.5			.630	1.440	.710	1.440	.780	1.690	1.00	1.940	1.220	2.250	
2.0			.720	1.440	.750	1.690	.830	1.940	1.080	2.250			
3.0			.800	1.690	.910	1.690	1.010	1.940	1.310	2.250			
4.0			.920	1.690	1.050	1.690							
5.0			1.020	1.940	1.070	1.940							
6.0					1.170	1.940							
8.0					1.260	2.250							

ELECTRONIC FILM CAPACITORS, INC.

Reidville Industrial Park * 41 Interstate Lane * WATERBURY, CONNECTICUT 06705

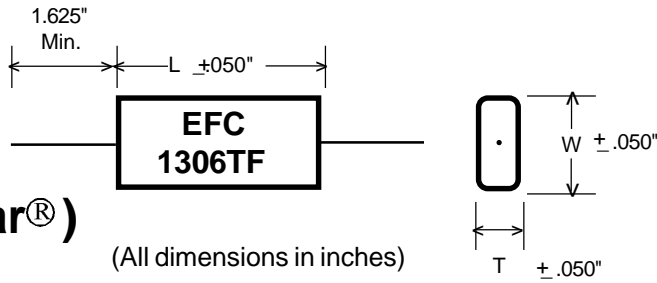
Phone (203) 755-5629

FAX (203) 755-0659

EFC will manufacture to any non-standard value and size. Please consult factory for special requirements.



1306TF



**Oval
Wrap and Fill**

Lead Specs.
Tinned Copperweld
Under .190T = 24 AWG
.190 - .380T = 22 AWG
Above .380T = 20 AWG

**Polyester (Mylar®)
and Foil
Capacitors**

DIMENSIONS and RATINGS

Cap. μF	1306TF-1 50 VDC			1306TF-2 100 VDC			1306TF-3 150 VDC			1306TF-3 200 VDC			1306TF-3 400 VDC			1306TF-3 600 VDC		
	T	W	L	T	W	L	T	W	L	T	W	L	T	W	L	T	W	L
.001	.120	.210	.406	.120	.210	.406	.120	.210	.406	.120	.210	.406	.120	.210	.406	.120	.210	.531
.0012	.120	.210	.406	.120	.210	.406	.120	.210	.406	.120	.210	.406	.120	.210	.406	.120	.210	.531
.0015	.120	.210	.406	.120	.210	.406	.120	.210	.406	.120	.210	.406	.120	.210	.406	.120	.210	.531
.0022	.120	.210	.406	.120	.210	.406	.120	.210	.406	.120	.210	.406	.140	.240	.406	.130	.220	.531
.0027	.120	.210	.406	.120	.210	.406	.120	.210	.406	.120	.210	.406	.160	.260	.406	.140	.240	.531
.0039	.120	.210	.406	.120	.210	.406	.120	.210	.406	.120	.210	.406	.200	.300	.406	.180	.270	.531
.0047	.120	.210	.406	.120	.210	.406	.120	.210	.406	.120	.210	.406	.120	.210	.531	.200	.300	.531
.0056	.120	.210	.406	.120	.210	.406	.120	.210	.406	.130	.230	.406	.130	.220	.531	.220	.320	.531
.0068	.120	.210	.406	.120	.210	.406	.120	.210	.406	.150	.250	.406	.140	.240	.531	.170	.260	.656
.0082	.120	.210	.406	.120	.210	.406	.130	.220	.406	.170	.260	.406	.160	.260	.531	.190	.280	.656
.01	.120	.210	.406	.120	.220	.406	.150	.240	.406	.190	.280	.406	.180	.280	.531	.210	.300	.656
.012	.120	.210	.406	.140	.230	.406	.160	.260	.406	.120	.220	.531	.210	.300	.531	.230	.330	.656
.015	.120	.220	.406	.160	.250	.406	.110	.200	.531	.140	.240	.531	.230	.330	.531	.270	.360	.656
.018	.140	.230	.406	.180	.270	.406	.120	.220	.531	.160	.250	.531	.190	.290	.656	.300	.390	.656
.022	.150	.240	.406	.120	.210	.531	.140	.240	.531	.180	.270	.531	.220	.310	.656	.250	.370	.781
.027	.170	.270	.406	.140	.230	.531	.160	.260	.531	.200	.300	.531	.250	.340	.656	.280	.410	.781
.033	.120	.210	.531	.150	.250	.531	.180	.280	.531	.230	.320	.531	.280	.370	.656	.320	.440	.781
.039	.130	.220	.531	.170	.270	.531	.200	.300	.531	.190	.290	.656	.300	.400	.656	.290	.420	.906
.047	.140	.240	.531	.190	.290	.531	.230	.320	.531	.220	.310	.656	.260	.390	.781	.330	.460	.906
.056	.160	.250	.531	.210	.310	.531	.190	.290	.656	.240	.340	.656	.290	.420	.781	.370	.490	.906
.068	.180	.270	.531	.180	.280	.656	.220	.310	.656	.270	.360	.656	.330	.460	.781	.410	.530	.906
.082	.200	.300	.531	.210	.300	.656	.240	.340	.656	.300	.400	.656	.320	.440	.906	.340	.510	1.190
.1	.230	.320	.531	.230	.330	.656	.270	.360	.656	.270	.390	.781	.360	.480	.906	.380	.550	1.190
.12	.190	.290	.656	.260	.350	.656	.300	.400	.656	.300	.420	.781	.400	.520	.906	.430	.600	1.190
.15	.220	.310	.656	.290	.390	.656	.270	.400	.781	.340	.470	.781	.350	.510	1.190	.490	.660	1.190
.18	.250	.340	.656	.330	.420	.656	.300	.430	.781	.330	.460	.906	.390	.550	1.190	.540	.710	1.190
.22	.280	.370	.656	.290	.420	.781	.340	.470	.781	.370	.500	.906	.440	.600	1.190	.520	.680	1.440
.27	.310	.410	.656	.330	.450	.781	.330	.460	.906	.420	.540	.906	.490	.660	1.190	.580	.750	1.440
.33	.280	.400	.781	.320	.450	.906	.380	.500	.906	.360	.530	1.190	.470	.640	1.440	.560	.760	1.690
.39	.310	.430	.781	.360	.480	.906	.420	.540	.906	.400	.570	1.190	.520	.690	1.440	.620	.810	1.690
.47	.340	.470	1.190	.400	.520	.906	.360	.520	1.190	.450	.620	1.190	.580	.750	1.440	.690	.880	1.690
.56	.330	.460	1.190	.340	.500	1.190	.400	.560	1.190	.500	.670	1.190	.550	.750	1.690	.680	.880	1.940
.68	.370	.500	1.190	.380	.550	1.190	.450	.610	1.190	.560	.720	1.190	.620	.820	1.690	.760	.960	1.940
.82	.410	.540	1.190	.430	.590	1.190	.500	.660	1.190	.540	.700	1.440	.690	.890	1.690	.850	1.050	1.940
1.0	.360	.520	1.190	.480	.640	1.190	.560	.730	1.190	.590	.780	1.440	.700	.900	1.940	.950	1.150	1.940
1.25	.410	.580	1.190	.540	.710	1.190	.550	.710	1.440	.590	.790	1.690	.790	.990	1.940	.990	1.180	2.250
1.5	.460	.620	1.190	.520	.690	1.440	.610	.770	1.440	.660	.850	1.690	.880	1.080	1.940	1.090	1.290	2.250
2.0	.540	.710	1.190	.610	.780	1.440	.620	.820	1.690	.700	.900	1.940	.950	1.150	2.250			
3.0				.670	.870	1.690	.780	.980	1.690	.880	1.080	1.940	1.190	1.390	2.250			
4.0				.790	.990	1.690	.920	1.120	1.690									
5.0				.900	1.090	1.690	.950	1.140	1.940									
6.0							1.050	1.250	1.940									
8.0							1.130	1.330	2.250									

ELECTRONIC FILM CAPACITORS, INC.

Reidville Industrial Park * 41 Interstate Lane * WATERBURY, CONNECTICUT 06705
Phone (203) 755-5629 FAX (203) 755-0659

EFC will manufacture to any non-standard value and size. Please consult factory for special requirements.

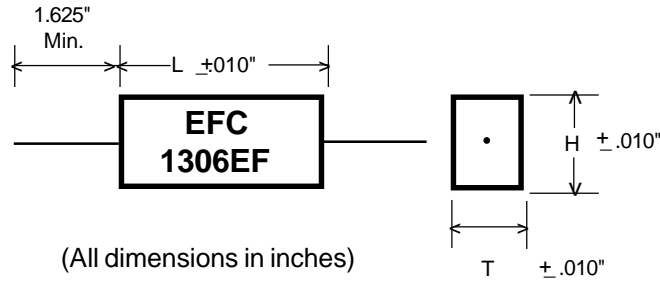


1306EF

**Epoxy Case
(Axial Leads)**

Lead Specs.
Tinned Copperweld
Under .190T = 24 AWG
.190 - .380T = 22 AWG
Above .380T = 20 AWG

**Polyester (Mylar®)
and Foil
Capacitors**



DIMENSIONS and RATINGS

Cap. μF	1306EF-1 50 VDC			1306EF-2 100 VDC			1306EF-2 150 VDC			1306EF-3 200 VDC			1306EF-3 400 VDC			1306EF-3 600 VDC		
	T	H	L	T	H	L	T	H	L	T	H	L	T	H	L	T	H	L
.001	.160	.240	.420	.160	.240	.420	.160	.240	.420	.160	.240	.420	.160	.240	.420	.170	.290	.570
.0012	.160	.240	.420	.160	.240	.420	.160	.240	.420	.160	.240	.420	.160	.240	.420	.170	.290	.570
.0015	.160	.240	.420	.160	.240	.420	.160	.240	.420	.160	.240	.420	.160	.240	.420	.170	.290	.570
.0022	.160	.240	.420	.160	.240	.420	.160	.240	.420	.160	.240	.420	.170	.290	.570	.170	.290	.570
.0027	.160	.240	.420	.160	.240	.420	.160	.240	.420	.160	.240	.420	.170	.290	.570	.230	.360	.550
.0039	.160	.240	.420	.160	.240	.420	.160	.240	.420	.160	.240	.420	.170	.290	.570	.230	.360	.550
.0047	.160	.240	.420	.160	.240	.420	.160	.240	.420	.170	.290	.420	.170	.290	.570	.290	.420	.570
.0056	.160	.240	.420	.160	.240	.420	.160	.240	.420	.170	.290	.420	.170	.290	.570	.290	.420	.570
.0068	.160	.240	.420	.160	.240	.420	.160	.240	.420	.170	.290	.570	.230	.360	.550	.290	.420	.570
.0082	.160	.240	.420	.160	.240	.420	.170	.290	.420	.170	.290	.570	.230	.360	.550	.290	.420	.670
.01	.160	.240	.420	.170	.290	.420	.170	.290	.570	.170	.290	.570	.230	.360	.550	.290	.420	.670
.012	.160	.240	.420	.170	.290	.420	.170	.290	.570	.170	.290	.570	.230	.360	.550	.290	.420	.670
.015	.170	.290	.420	.170	.290	.570	.170	.290	.570	.230	.360	.550	.290	.420	.570	.290	.420	.670
.018	.170	.290	.570	.170	.290	.570	.170	.290	.570	.230	.360	.550	.290	.420	.570	.290	.420	.820
.022	.170	.290	.570	.170	.290	.570	.230	.360	.550	.230	.360	.550	.290	.420	.670	.290	.420	.820
.027	.170	.290	.570	.230	.360	.550	.230	.360	.550	.230	.360	.550	.290	.420	.670	.390	.540	.820
.033	.170	.290	.570	.230	.360	.550	.230	.360	.550	.290	.420	.570	.290	.420	.670	.390	.540	.820
.039	.170	.290	.570	.230	.360	.550	.230	.360	.550	.290	.420	.670	.290	.420	.670	.390	.540	.820
.047	.230	.360	.550	.230	.360	.550	.290	.420	.570	.290	.420	.670	.390	.540	.820	.390	.540	1.040
.056	.230	.360	.550	.290	.420	.570	.290	.420	.570	.290	.420	.670	.390	.540	.820	.390	.540	1.040
.068	.230	.360	.550	.290	.420	.570	.290	.420	.670	.290	.420	.670	.390	.540	.820	.390	.540	1.240
.082	.290	.420	.570	.290	.420	.570	.290	.420	.670	.290	.420	.670	.390	.540	.820	.390	.540	1.240
.1	.290	.420	.570	.290	.420	.670	.290	.420	.670	.390	.540	.820	.390	.540	1.040	.560	.720	1.240
.12	.290	.420	.570	.290	.420	.670	.290	.420	.820	.390	.540	.820	.390	.540	1.240	.560	.720	1.240
.15	.290	.420	.670	.290	.420	.820	.390	.540	.820	.390	.540	.820	.390	.540	1.240	.560	.720	1.240
.18	.290	.420	.670	.390	.540	.820	.390	.540	.820	.390	.540	1.040	.560	.720	1.240			
.22	.290	.420	.820	.390	.540	.820	.390	.540	.820	.390	.540	1.240	.560	.720	1.240			
.27	.290	.420	.820	.390	.540	.820	.390	.540	1.040	.390	.540	1.240	.560	.720	1.240			
.33	.390	.540	.820	.390	.540	1.040	.390	.540	1.240	.560	.720	1.240						
.39	.390	.540	.820	.390	.540	1.040	.390	.540	1.240	.560	.720	1.240						
.47	.390	.540	.820	.390	.540	1.240	.560	.720	1.240	.560	.720	1.240						
.56	.390	.540	1.040	.390	.540	1.240	.560	.720	1.240	.560	.720	1.240						
.68	.390	.540	1.240	.560	.720	1.240	.560	.720	1.240									
.82	.390	.540	1.240	.560	.720	1.240	.560	.720	1.240									
1.0	.560	.720	1.240	.560	.720	1.240												
1.25	.560	.720	1.240	.560	.720	1.240												
1.5	.560	.720	1.240															

ELECTRONIC FILM CAPACITORS, INC.

Reidville Industrial Park * 41 Interstate Lane * WATERBURY, CONNECTICUT 06705

Phone (203) 755-5629

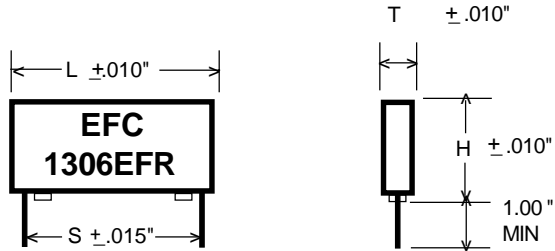
FAX (203) 755-0659

EFC will manufacture to any non-standard value and size. Please consult factory for special requirements.



1306EFR

**Polyester (Mylar®)
and Foil
Capacitors**



**Epoxy Case
(Radial Leads)**

Lead Specs. - Tinned Copperweld

L	S	AWG
.420	.30	22
.550	.40	22
.670	.50	22
.820	.60	22
1.04	.80	22
1.24	1.10	20
1.75	1.60	20

(All dimensions in inches)

DIMENSIONS and RATINGS

Cap. μF	1306EFR-1 50 VDC			1306EFR-2 100 VDC			1306EFR-3 150 VDC			1306EFR-3 200 VDC			1306EFR-3 400 VDC			1306EFR-3 600 VDC		
	T	L	H	T	L	H	T	L	H	T	L	H	4	L	H	T	L	H
.001	.160	.420	.330	.160	.420	.330	.160	.420	.330	.160	.420	.330	.160	.420	.330	.180	.550	.330
.0012	.160	.420	.330	.160	.420	.330	.160	.420	.330	.160	.420	.330	.160	.420	.330	.180	.550	.330
.0015	.160	.420	.330	.160	.420	.330	.160	.420	.330	.160	.420	.330	.160	.420	.330	.180	.550	.330
.0022	.160	.420	.330	.160	.420	.330	.160	.420	.330	.160	.420	.330	.180	.420	.330	.180	.550	.330
.0027	.160	.420	.330	.160	.420	.330	.160	.420	.330	.160	.420	.330	.180	.550	.330	.180	.550	.330
.0039	.160	.420	.330	.160	.420	.330	.160	.420	.330	.160	.420	.330	.180	.550	.330	.240	.550	.370
.0047	.160	.420	.330	.160	.420	.330	.160	.420	.330	.160	.420	.330	.180	.550	.330	.240	.550	.370
.0056	.160	.420	.330	.160	.420	.330	.160	.420	.330	.180	.420	.330	.180	.550	.330	.300	.550	.370
.0068	.160	.420	.330	.160	.420	.330	.160	.420	.330	.180	.550	.330	.180	.550	.330	.300	.550	.370
.0082	.160	.420	.330	.160	.420	.330	.180	.420	.330	.180	.550	.330	.180	.550	.370	.300	.670	.370
.01	.160	.420	.330	.160	.420	.330	.180	.420	.330	.180	.550	.330	.240	.550	.370	.300	.670	.370
.012	.160	.420	.330	.160	.420	.330	.180	.550	.330	.180	.550	.330	.240	.550	.370	.300	.670	.370
.015	.160	.420	.330	.180	.420	.330	.180	.550	.330	.180	.550	.330	.300	.550	.430	.300	.670	.370
.018	.180	.420	.330	.180	.420	.330	.180	.550	.330	.240	.550	.370	.300	.550	.430	.300	.820	.370
.022	.180	.420	.330	.180	.420	.330	.180	.550	.330	.240	.550	.370	.300	.670	.430	.300	.820	.370
.027	.180	.550	.330	.180	.550	.330	.240	.550	.370	.240	.550	.370	.300	.670	.430	.400	.820	.550
.033	.180	.550	.330	.180	.550	.330	.240	.550	.370	.300	.550	.430	.300	.820	.430	.400	.820	.550
.039	.180	.550	.330	.240	.550	.370	.240	.550	.370	.300	.550	.430	.300	.820	.430	.400	.820	.550
.047	.180	.550	.330	.240	.550	.370	.300	.550	.430	.300	.670	.430	.300	.820	.430	.400	1.040	.550
.056	.240	.550	.370	.300	.550	.430	.300	.550	.430	.300	.670	.430	.300	.820	.550	.400	1.040	.550
.068	.240	.550	.370	.300	.550	.430	.300	.670	.430	.300	.670	.430	.400	.820	.550	.400	1.240	.550
.082	.240	.550	.370	.300	.670	.430	.300	.670	.430	.300	.820	.430	.400	.820	.550	.400	1.240	.550
.1	.300	.550	.430	.300	.670	.430	.300	.670	.430	.300	.820	.430	.400	1.040	.550	.570	1.240	.730
.12	.300	.550	.430	.300	.670	.430	.300	.820	.430	.400	.820	.550	.400	1.240	.550	.570	1.240	.730
.15	.300	.670	.430	.300	.820	.430	.300	.820	.430	.400	.820	.550	.400	1.240	.550	.570	1.240	.730
.18	.300	.670	.430	.300	.820	.430	.400	.820	.550	.400	1.040	.550	.570	1.240	.730	.570	1.240	.730
.22	.300	.820	.430	.400	.820	.550	.400	.820	.550	.400	1.240	.550	.570	1.240	.730	.700	1.240	.935
.27	.300	.820	.430	.400	.820	.550	.400	1.040	.550	.400	1.240	.550	.570	1.240	.730	.700	1.240	.935
.33	.400	.820	.550	.400	1.040	.550	.400	1.240	.550	.400	1.240	.550	.700	1.240	.935	.700	1.750	1.125
.39	.400	.820	.550	.400	1.040	.550	.400	1.240	.550	.570	1.240	.730	.700	1.240	.935	.700	1.750	1.125
.47	.400	.820	.550	.400	1.240	.550	.400	1.240	.550	.570	1.240	.730	.700	1.240	.935	.700	1.750	1.125
.56	.400	1.040	.550	.400	1.240	.550	.570	1.240	.730	.570	1.240	.730	.700	1.750	1.125	.800	1.750	1.125
.68	.400	1.040	.550	.570	1.240	.730	.570	1.240	.730	.700	1.240	.935	.700	1.750	1.125			
.82	.400	1.240	.550	.570	1.240	.730	.570	1.240	.730	.700	1.240	.935	.700	1.750	1.125			
1.0	.400	1.240	.550	.570	1.240	.730	.700	1.240	.935	.570	1.750	.730	.800	1.750	1.125			
1.25	.570	1.240	.730	.570	1.240	.730	.700	1.240	.935	.700	1.750	1.125						
1.5	.570	1.240	.730	.700	1.240	.935	.570	1.750	.730	.700	1.750	1.125						
2.0	.570	1.240	.730	.570	1.750	.730	.700	1.750	1.125	.800	1.750	1.125						
3.0				.800	1.750	1.125	.800	1.750	1.125									
4.0				.800	1.750	1.125												

ELECTRONIC FILM CAPACITORS, INC.

Reidville Industrial Park * 41 Interstate Lane * WATERBURY, CONNECTICUT 06705
Phone (203) 755-5629 FAX (203) 755-0659

EFC will manufacture to any non-standard value and size. Please consult factory for special requirements.

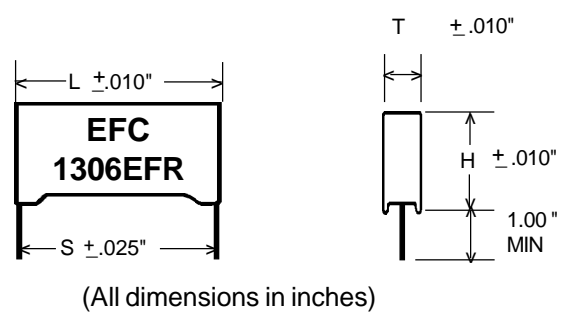


1306EFR

**Epoxy Case
(Radial Leads)**

Lead Specs.
Tinned Copperweld
B through E cases: 22 AWG
F through Q cases: 20 AWG

**Polyester (Mylar®)
and Foil
Capacitors**



DIMENSIONS and RATINGS

Cap. μF	63/40 VDC/VAC	160/100 VDC/VAC	250/160 VDC/VAC	400/220 VDC/VAC	630/250 VDC/VAC	CASE SIZE	L <u>mm</u> in.	T <u>mm</u> in.	H <u>mm</u> in.	S <u>mm</u> in.
.001	B	B	B	B	C	B	10.5	4	9	7.5
.0012	B	B	B	B	C	C	.413	.157	.354	.295
.0015	B	B	B	B	C		13	4	9	10
.0022	B	B	B	B	C	D	.512	.157	.354	.394
.0027	B	B	B	C	D		13	5	11	10
.0039	B	B	B	C	E	E	.512	.197	.433	.394
.0047	B	B	B	C	E		13	6	12	10
.0056	B	B	B	C	F	F	.512	.236	.472	.394
.0068	B	B	C	D	F		18	5	11	15
.0082	B	B	C	D	F	G	.709	.197	.433	.591
.01	B	B	C	E	G		18	6	12	15
.012	B	B	C	E	G	H	.709	.236	.472	.591
.015	B	C	C	F	H		18	7.5	13.5	15
.018	B	C	D	F	H	J	.709	.295	.531	.591
.022	C	C	E	G	H		26.5	6	15	20
.027	C	C	E	G	K/M	K	1.04	.236	.591	.787
.033	C	D	F	H	K/M		26.5	7	16	20
.039	C	D	F	H	N	L	1.04	.276	.630	.787
.047	C	E	G	H	N		26.5	6	15	22.5
.056	D	E	G	K/M	O	M	1.04	.236	.591	.886
.068	D	F	H	K/M	O		26.5	7	16	22.5
.082	E	G	H	N	P	N	1.04	.276	.630	.886
.1	E	G	J/L	N	P		26.5	8.5	16.3	22.5
.12	F	G	K/M	O	P	O	1.04	.335	.642	.886
.15	G	H	N	P	Q		26.5	10	19	22.5
.18	G	H	N	P		P	1.04	.394	.748	.886
.22	H	K/M	O	Q			32	11	20	27.5
.27	H	K/M	O			Q	1.26	.433	.787	1.08
.33	J/L	N	P				32	13	22	27.5
.39	K/M	N	P			1.26	.512	.866	1.08	
.47	N	O	Q							
.56	N	P	Q							
.68	O	P								
.82	O	P								
1.0	P	Q								
1.25	Q									
1.5	Q									

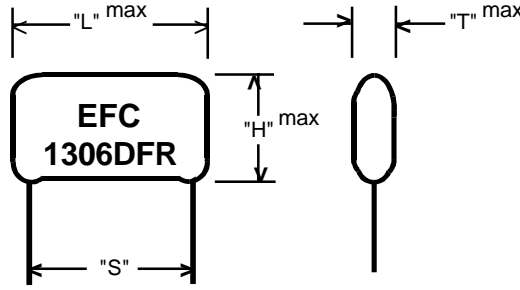
ELECTRONIC FILM CAPACITORS, INC.

Reidville Industrial Park * 41 Interstate Lane * WATERBURY, CONNECTICUT 06705
Phone (203) 755-5629 FAX (203) 755-0659

EFC will manufacture to any non-standard value and size. Please consult factory for special requirements.



**Polyester
(Mylar)
and Foil
Capacitors**



1306DFR

**Epoxy Dipped
(Radial Leads)**

Lead Specs. - Tinned Copperweld

L	S	DIA.
10.5	7.5	0.6
13.0	10.0	0.6
18.5	15.0	0.8
26.0	22.5	0.8
31.0	27.5	0.8
44.0	38.0	1.0

(All dimensions in millimeters)

DIMENSIONS and RATINGS

Cap.	1306DFR-3 100 VDC			1306DFR-3 160 VDC			1306DFR-3 250 VDC			1306DFR-3 400 VDC			1306DFR-3 630 VDC			1306DFR-3 1000 VDC			
	T	H	L	T	H	L	T	H	L	T	H	L	T	H	L	T	H	L	
.001	4.0	8.0	10.5	4.0	8.0	10.5	4.0	8.0	10.5	4.0	8.0	10.5	4.0	9.0	10.5	4.5	9.0	13.0	
.0012	4.0	8.0	10.5	4.0	8.0	10.5	4.0	8.0	10.5	4.0	9.0	10.5	4.0	9.0	10.5	4.5	9.5	13.0	
.0015	4.0	8.0	10.5	4.0	8.0	10.5	4.0	8.0	10.5	4.5	9.0	10.5	4.5	9.5	10.5	5.0	10.0	13.0	
.0022	4.0	8.0	10.5	4.5	8.0	10.5	4.5	8.5	10.5	4.5	9.0	10.5	4.5	9.5	13.0	5.5	11.0	13.0	
.0027	4.0	8.0	10.5	4.5	8.0	10.5	4.5	8.5	10.5	4.5	9.0	10.5	5.0	10.0	13.0	5.5	11.5	13.0	
.0039	4.5	8.0	10.5	4.5	9.0	10.5	4.5	9.0	10.5	4.5	9.0	10.5	5.5	11.0	13.0	6.0	12.5	13.0	
.0047	4.5	8.5	10.5	4.5	9.0	10.5	4.5	9.0	10.5	4.5	9.5	10.5	6.0	12.0	13.0	5.5	11.0	18.5	
.0056	4.5	8.5	10.5	4.5	9.0	10.5	4.5	9.0	10.5	4.5	9.5	13.0	6.5	12.5	13.0	6.0	11.5	18.5	
.0068	4.5	9.0	10.5	4.5	9.0	10.5	4.5	9.0	10.5	5.0	10.0	13.0	5.0	10.0	18.5	6.0	12.5	18.5	
.0082	4.5	9.0	10.5	4.5	9.0	10.5	4.5	9.0	13.0	5.5	10.5	13.0	5.5	11.0	18.5	7.0	13.0	18.5	
.01	4.5	9.0	10.5	4.5	9.0	10.5	4.5	9.0	13.0	5.5	11.0	13.0	6.0	12.0	18.5	7.5	14.0	18.5	
.012	4.5	9.0	10.5	4.5	9.0	10.5	4.5	9.0	13.0	6.0	12.0	13.0	6.5	12.5	18.5	8.0	14.5	18.5	
.015	4.5	9.0	10.5	4.5	9.0	13.0	5.0	10.0	13.0	6.5	12.5	13.0	7.0	13.0	18.5	9.0	16.5	18.5	
.018	4.5	9.0	10.5	4.5	9.5	13.0	5.5	11.0	13.0	5.5	11.0	18.5	7.5	13.5	18.5	8.0	14.0	26.0	
.022	4.5	9.0	10.5	5.0	10.0	13.0	6.0	12.0	13.0	6.0	12.0	18.5	8.0	14.5	18.5	8.5	15.5	26.0	
.027	4.5	9.0	13.5	5.5	11.0	13.0	5.0	10.0	18.5	6.5	12.5	18.5	7.5	13.5	26.0	9.0	16.5	26.0	
.033	5.0	9.5	13.0	6.0	12.5	13.0	5.5	10.5	18.5	7.5	13.5	18.5	8.5	15.5	26.0	9.5	18.0	26.0	
.039	5.0	10.0	13.0	5.0	10.0	18.5	5.5	11.0	18.5	8.0	14.0	18.5	9.0	16.5	26.0	10.0	19.0	26.0	
.047	5.5	11.0	13.0	5.5	10.5	18.5	6.0	12.0	18.5	8.5	15.5	18.5	9.5	18.0	26.0	10.0	19.0	31.0	
.056	6.0	12.0	13.0	5.5	11.0	18.5	6.5	12.5	18.5	7.5	13.5	26.0	9.0	16.5	31.0	10.5	20.0	31.0	
.068	6.5	12.5	13.0	6.0	12.0	18.5	7.0	13.0	18.5	8.0	14.0	26.0	9.5	17.0	31.0	12.0	22.0	31.0	
.082	5.0	10.0	18.5	6.5	12.5	18.5	7.5	14.0	18.5	8.5	15.5	26.0	10.0	19.0	31.0	12.5	23.0	31.0	
.1	5.5	11.0	18.5	7.5	13.5	18.5	8.5	15.5	18.5	9.0	16.5	26.0	10.5	20.0	31.0	15.0	27.0	31.0	
.12	6.0	12.0	18.5	8.0	14.0	18.5	8.0	14.0	26.0	9.5	18.0	26.0	11.5	22.0	31.0	13.5	24.0	36.0	
.15	6.5	12.5	18.5	8.5	16.0	18.5	8.5	15.5	26.0	9.5	18.0	31.0	14.0	24.0	31.0	15.0	27.0	36.0	
.18	7.5	13.5	18.5	8.0	14.0	26.0	9.0	16.5	26.0	10.0	19.0	31.0	13.0	23.0	36.0	14.5	26.0	44.0	
.22	8.5	15.5	18.5	8.5	15.5	26.0	9.5	18.0	26.0	11.5	20.0	31.0	15.0	26.0	36.0	16.0	28.0	44.0	
.27	8.0	14.0	26.0	9.0	16.5	26.0	9.5	18.0	31.0	12.5	22.0	31.0	16.0	28.0	36.0				
.33	8.5	15.5	26.0	9.5	18.0	26.0	10.0	20.0	31.0	13.0	23.0	36.0	16.0	28.0	44.0				
.39	9.0	16.5	26.0	9.5	18.0	31.0	11.0	21.0	31.0	13.5	25.0	36.0	16.5	30.0	44.0				
.47	9.5	18.0	26.0	10.0	20.0	31.0	12.0	22.0	31.0	15.0	27.0	36.0	18.0	32.0	44.0				
.56	9.0	16.5	31.0	11.0	21.0	31.0	13.0	24.0	31.0	14.0	25.0	44.0							
.68	9.5	18.0	31.0	12.5	22.0	31.0	13.0	24.0	36.0	15.0	27.0	44.0							
.82	10.5	20.0	31.0	13.0	24.0	31.0	14.5	26.0	36.0	16.5	30.0	44.0							
1.0	12.5	24.0	31.0	15.0	26.0	31.0	14.5	26.0	44.0	18.0	32.0	44.0							

EFC will manufacture to any non-standard value and size. Please consult factory for special requirements.

ELECTRONIC FILM CAPACITORS, INC.

Reidville Industrial Park * 41 Interstate Lane * WATERBURY, CONNECTICUT 06705

Phone (203) 755-5629 * E-Mail: efc@filmcapacitors.com * FAX (203) 755-0659