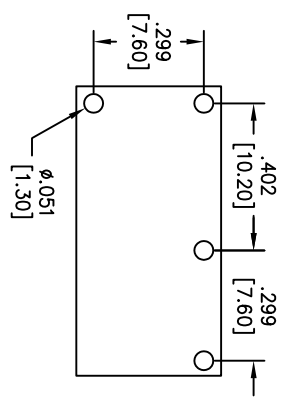
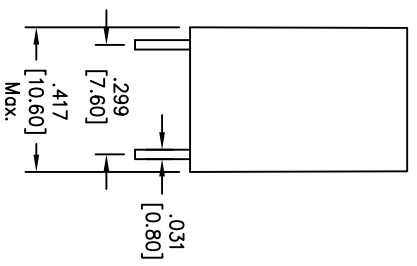
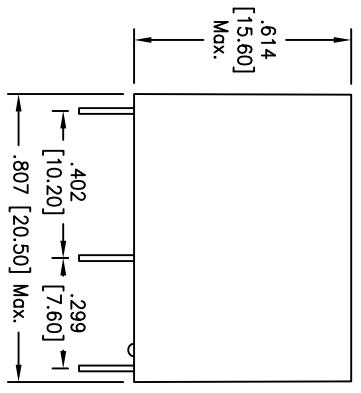
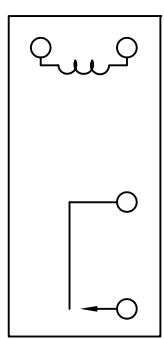


Rev	AWO #	Description	Date	Appr
-		RELEASED	2/26/10	

APPROVED: _____
 DATE: _____ TITLE: _____



RECOMMENDED MOUNTING HOLES
(BOTTOM VIEW)



WIRING DIAGRAM
(BOTTOM VIEW)

SPECIFICATIONS:

Electrical:

- Contact arrangement: SPST (1Form A)
- Contact material: Silver Alloy
- Contact Rating (Resistive load):
- UL Approval: (N.O.): 10A 125VAC, 5A 250VAC/30VDC
- VDE Rating: (NO): 5A 250VAC (NC): 3A 250VAC
- Switching Voltage: AC250/DC30V Max.
- Contact resistance: 100 mΩ max. (at 1A 24VDC)
- Insulation resistance: 1000 MΩ min. @ 500V DC
- Dielectric Strength:
- 1000VAC (50Hz/min) Between Open Contacts
- 4000VAC (50Hz/min) Between Coil & Contact
- Operating time: 8ms max. Release time: 5ms max.
- Electrical Life: 100,000

Mechanical:

- Vibration resistance: 1.6mm Double amplitude 10–55Hz
- Mechanical Life: 10,000,000
- Temperature Rating: Ambient temperature: -40°C to +70°C

Environmental:

- Lead free, RoHS compliant
- Recommended soldering temp: 235°C for 5 sec.
- Packaging: Anti-ESD plastic trays
- Safety Agency Approvals: cUL Recognized File No. E305638

PART NO.	RG6-1A-P-24-VDC
Rated Voltage (V DC)	24
Rated Current (mA)	8.5
Power consumption (W)	0.2
Maximum voltage	130 Max.
Must Drop-out Voltage	5 Min.
Must Operate Voltage	75 Max.
Coil Resistance	2800Ω

UNLESS OTHERWISE SPECIFIED
 ALL DIMENSIONS ARE INCHES [MM]
 TOLERANCES: EXCEPT AS NOTED
 INCHES HOLES

X	± .10	QX	± .10
.XX	± .020	QXX	± .015
.XXX	± .015	QXXX	± .010

ADAM TECH

909 Rahway Avenue, Union, NJ 07083
 Phone: 908-687-5000 Fax: 908-687-5710

RELAY, 24 VDC, 1 FORM A, PCB TYPE

APPROVALS	DATE
DRAWN DY	2/26/10
CHECKED	
APPROVED	

SIZE	PART NO.	REV.
X	RG6-1A-P-24-VDC	-
REF:	S0027C	SCALE: NTS
		SHEET 1 OF 1



6

5

4

3

2

1