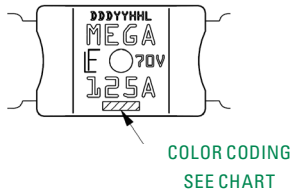


# High Current Fuses



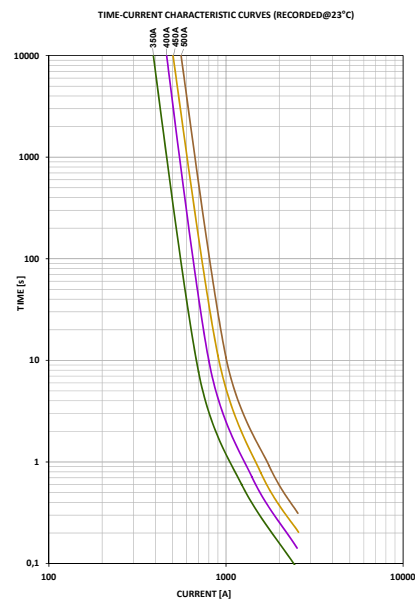
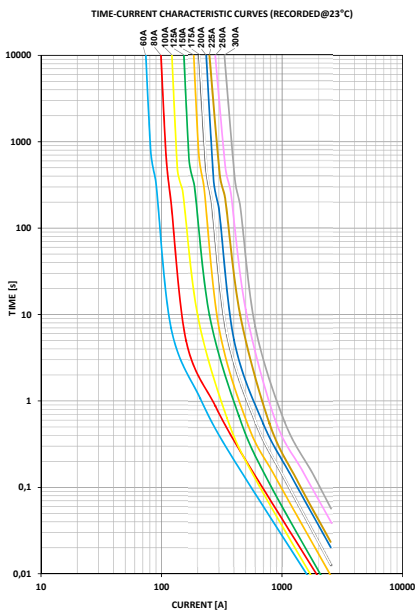
## MEGA® High Performance Fuse Rated 70V-SF51

The MEGA® 70V-SF51 High Performance (HP) Fuse is designed for high current circuit protection up to 500A with "Diffusion Pill Technology." The MEGA 70V HP features 1MΩhm Open State Resistance after fuse opening to guarantee safe interruption at any voltage up to 70V. The MEGA® 70V HP Fuse is ideal for battery and alternator protection application and other heavy gauge cables requiring ultra-high current protection.

### Specifications

Interrupting Rating:	2500A @ 70 VDC
Voltage Rating:	70 VDC
Operating Temperature Range:	-40°C to +125°C
Housing Material:	PPA-GF33
Terminals:	ETP Copper (Tin plated)
Mounting Torque M6:	9Nm+/-1Nm
Mounting Torque M8:	20Nm+/-1Nm
Open State Resistance (after fuse opening)	>1MΩhm
According to:	ISO 20934 - Type SF51

### Time-Current Characteristic Curves

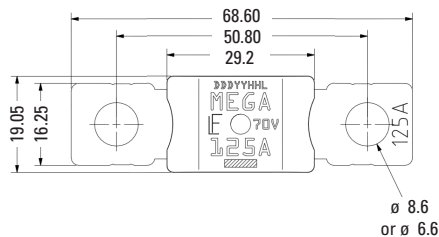


### Ordering Information

Part Number	Package Size	Rating	Bolt Size	Bolt Hole Qty
0998xxx.UX-2M8	500	60 - 500	M8	2
0998xxx.UX-1M8	500	60 - 500	M8	1
0998xxx.UX-2M6	500	60 - 500	M6	2
0998xxx.UX-1M6	500	60 - 500	M6	1
0998xxx.UX-NH	500	60 - 500	N/A	0

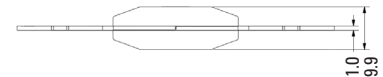
### Dimensions

Dimensions in mm



### Time-Current Characteristics

% of Rating	Opening Time Min / Max (s)		
	60-250A	300A	350-500A
75	-/-	14,400 s / -	14,400 s / -
100	14,400 s / -	-/-	-/-
135	120 s / 1800 s	120 s / 1800 s	-/-
150	20 s / 450 s	20 s / 450 s	-/-
200	1 s / 15 s	1 s / 15 s	1 s / 15 s
350	0.3 s / 5 s	0.3 s / 5 s	0.500 s / 5 s
600	0.100 s / 1 s	0.100 s / 1 s	0.100 s / 1 s



### Ratings

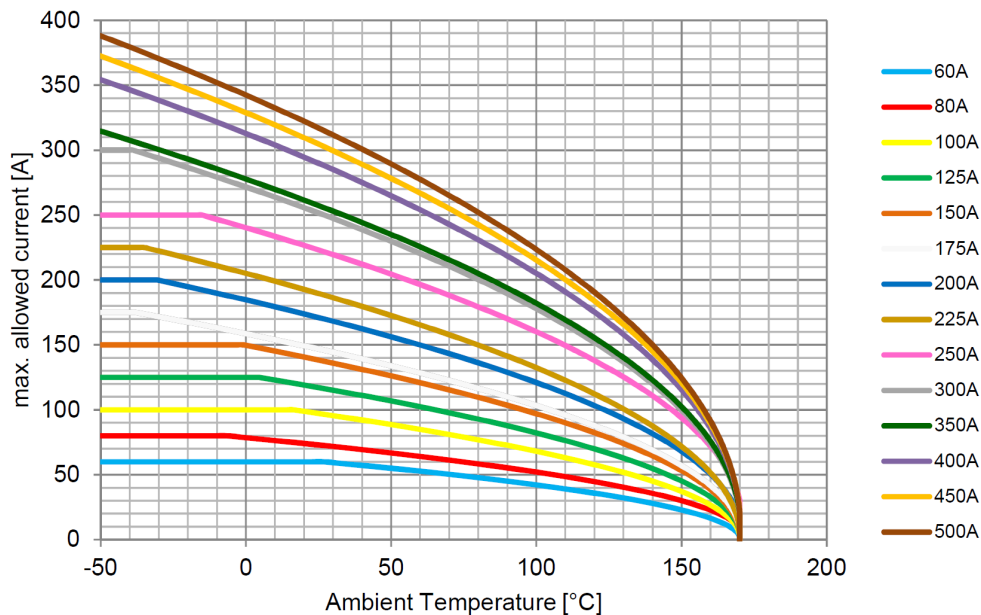
Part Number	Current Rating (A)	Font Color	Rated Voltage (V)	Voltage Drop (mV) max.	Wire (mm <sup>2</sup> )	I <sup>2</sup> t (A <sup>2</sup> s)
0998060_	60		70	110	6	22800
0998080_	80		70	110	10	34900
0998100_	100		70	110	10	24000
0998125_	125		70	110	16	38000
0998150_	150		70	110	25	58100
0998175_	175		70	110	25	79300
0998200_	200		70	110	35	123600
0998225_	225		70	110	35	142500
0998250_	250		70	110	50	220000
0998300_	300		70	80	50	340000
0998350_	350		70	80	50	495000
0998400_	400		70	80	70	872000
0998450_	450		70	80	70	1224000
0998500_	500		70	80	70	1800000

Littelfuse products are not designed for, and shall not be used for, any purpose (including, without limitation, automotive, military, aerospace, medical, life-saving, life-sustaining or nuclear facility applications, devices intended for surgical implant into the body, or any other application in which the failure or lack of desired operation of the product may result in personal injury, death, or property damage) other than those expressly set forth in applicable Littelfuse product documentation. Warranties granted by Littelfuse shall be deemed void for products used for any purpose not expressly set forth in applicable Littelfuse documentation. Littelfuse shall not be liable for any claims or damages arising out of products used in applications not expressly intended by Littelfuse as set forth in applicable Littelfuse documentation. The sale and use of Littelfuse products is subject to Littelfuse Terms and Conditions of Sale, unless otherwise agreed by Littelfuse.

# High Current Fuses

## MEGA® High Performance Fuse Rated 70V-SF51

### Typical Derating Of Fuse Melting Element



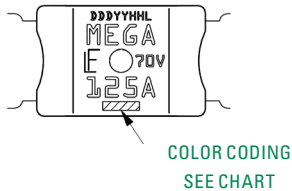
Temperature Security Margin is 20%  
Wire Cross Sections And Test Fixture acc. ISO 20934

### Temperature Table

	max. allowed current load [A] at ambient temperature							
	-20°C	0°C	20°C	65°C	85°C	95°C	105°C	125°C
<b>60A</b>	60	60	60	52	46	44	41	34
<b>80A</b>	80	79	74	63	57	54	50	43
<b>100A</b>	100	100	99	83	75	70	66	55
<b>125A</b>	125	125	119	100	90	85	79	66
<b>150A</b>	150	150	141	118	107	100	94	78
<b>175A</b>	168	159	149	126	113	107	100	84
<b>200A</b>	195	185	174	147	133	125	117	98
<b>225A</b>	217	205	193	162	146	137	128	107
<b>250A</b>	250	240	227	192	175	165	155	132
<b>300A</b>	287	272	256	216	195	184	172	145
<b>350A</b>	293	278	262	221	200	188	176	148
<b>400A</b>	330	313	295	248	225	212	198	167
<b>450A</b>	347	329	310	261	236	222	208	175
<b>500A</b>	361	342	322	271	245	231	216	181

Littelfuse products are not designed for, and shall not be used for, any purpose (including, without limitation, automotive, military, aerospace, medical, life-saving, life-sustaining or nuclear facility applications, devices intended for surgical implant into the body, or any other application in which the failure or lack of desired operation of the product may result in personal injury, death, or property damage) other than those expressly set forth in applicable Littelfuse product documentation. Warranties granted by Littelfuse shall be deemed void for products used for any purpose not expressly set forth in applicable Littelfuse documentation. Littelfuse shall not be liable for any claims or damages arising out of products used in applications not expressly intended by Littelfuse as set forth in applicable Littelfuse documentation. The sale and use of Littelfuse products is subject to Littelfuse Terms and Conditions of Sale, unless otherwise agreed by Littelfuse.

# High Current Fuses



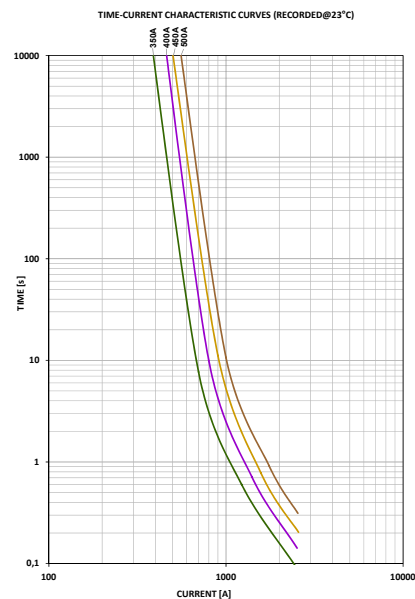
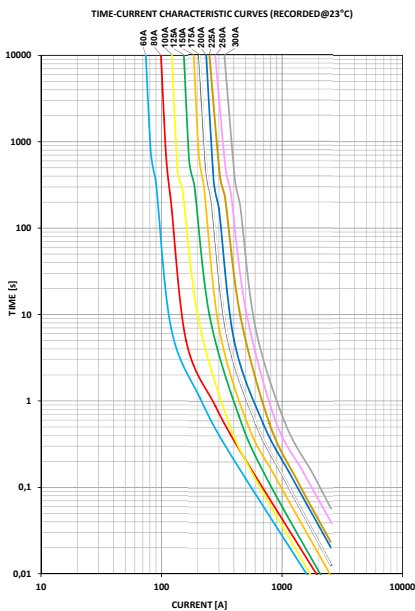
## MEGA® High Performance Fuse Rated 70V-SF56

The MEGA® 70V-SF56 High Performance (HP) Fuse is designed for high current circuit protection up to 500A with "Diffusion Pill Technology." The MEGA 70V HP features 1MΩ Open State Resistance after fuse opening to guarantee safe interruption at any voltage up to 70V. The MEGA® 70V HP Fuse is ideal for battery and alternator protection application and other heavy gauge cables requiring ultra-high current protection. The bigger pitch of 56mm serves as a mechanical coding feature to avoid standard SF51 fuses being mounted.

### Specifications

Interrupting Rating:	2500A @ 70 VDC
Voltage Rating:	70 VDC
Operating Temperature Range:	-40°C to + 125°C
Housing Material:	PPA-GF33
Terminals:	ETP Copper (Tin plated)
Mounting Torque M6:	9Nm+/-1Nm
Mounting Torque M8:	20Nm+/-1Nm
Open State Resistance (after fuse opening)	>1MΩm
According to:	ISO 20934 - Type SF56

### Time-Current Characteristic Curves

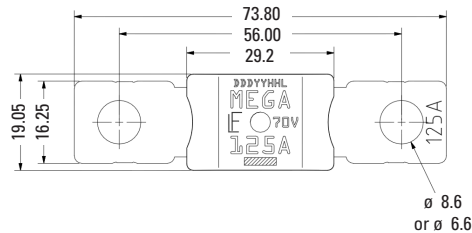


### Ordering Information

Part Number	Package Size	Rating	Bolt Size	Bolt Hole Qty
0898xxx.U-2M8	500	60 - 500	M8	2
0898xxx.U-1M8	500	60 - 500	M8	1
0898xxx.U-2M6	500	60 - 500	M6	2
0898xxx.U-1M6	500	60 - 500	M6	1
0898xxx.U-NH	500	60 - 500	N/A	0

### Dimensions

Dimensions in mm



### Time-Current Characteristics

% of Rating	Opening Time Min / Max (s)		
	60-250A	300A	350-500A
75	-/-	14,400 s / -	14,400 s / -
100	14,400 s / -	-/-	-/-
135	120 s / 1800 s	120 s / 1800 s	-/-
150	20 s / 450 s	20 s / 450 s	-/-
200	1 s / 15 s	1 s / 15 s	1 s / 15 s
350	0.3 s / 5 s	0.3 s / 5 s	0.500 s / 5 s
600	0.100 s / 1 s	0.100 s / 1 s	0.100 s / 1 s

### Ratings

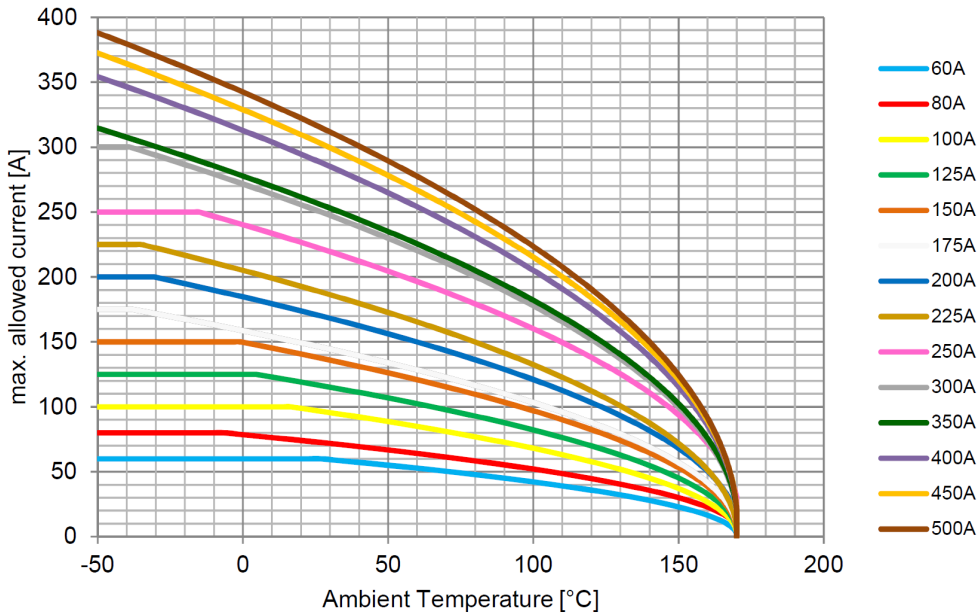
Part Number	Current Rating (A)	Color Code	Rated Voltage (V)	Voltage Drop (mV) max.	Wire (mm <sup>2</sup> )	I <sup>2</sup> t (A <sup>2</sup> s)
0898060_	60		70	110	6	22800
0898080_	80		70	110	10	34900
0898100_	100		70	110	10	24000
0898125_	125		70	110	16	38000
0898150_	150		70	110	25	58100
0898175_	175		70	110	25	79300
0898200_	200		70	110	35	123600
0898225_	225		70	110	35	142500
0898250_	250		70	110	50	220000
0898300_	300		70	80	50	340000
0898350_	350		70	80	50	495000
0898400_	400		70	80	70	872000
0898450_	450		70	80	70	1224000
0898500_	500		70	80	70	1800000

Littelfuse products are not designed for, and shall not be used for, any purpose (including, without limitation, automotive, military, aerospace, medical, life-saving, life-sustaining or nuclear facility applications, devices intended for surgical implant into the body, or any other application in which the failure or lack of desired operation of the product may result in personal injury, death, or property damage) other than those expressly set forth in applicable Littelfuse product documentation. Warranties granted by Littelfuse shall be deemed void for products used for any purpose not expressly set forth in applicable Littelfuse documentation. Littelfuse shall not be liable for any claims or damages arising out of products used in applications not expressly intended by Littelfuse as set forth in applicable Littelfuse documentation. The sale and use of Littelfuse products is subject to Littelfuse Terms and Conditions of Sale, unless otherwise agreed by Littelfuse.

# High Current Fuses

## MEGA® High Performance Fuse Rated 70V-SF56

Typical Derating Of Fuse Melting Element



Temperature Security Margin is 20%

Wire Cross Sections And Test Fixture acc. ISO 20934

Temperature Table

	max. allowed current load [A] at ambient temperature							
	-20°C	0°C	20°C	65°C	85°C	95°C	105°C	125°C
<b>60A</b>	60	60	60	52	46	44	41	34
<b>80A</b>	80	79	74	63	57	54	50	43
<b>100A</b>	100	100	99	83	75	70	66	55
<b>125A</b>	125	125	119	100	90	85	79	66
<b>150A</b>	150	150	141	118	107	100	94	78
<b>175A</b>	168	159	149	126	113	107	100	84
<b>200A</b>	195	185	174	147	133	125	117	98
<b>225A</b>	217	205	193	162	146	137	128	107
<b>250A</b>	250	240	227	192	175	165	155	132
<b>300A</b>	287	272	256	216	195	184	172	145
<b>350A</b>	293	278	262	221	200	188	176	148
<b>400A</b>	330	313	295	248	225	212	198	167
<b>450A</b>	347	329	310	261	236	222	208	175
<b>500A</b>	361	342	322	271	245	231	216	181