

MABA-011010




Transformer, 1:1.33
5 – 1200 MHz

Rev. V2

Features

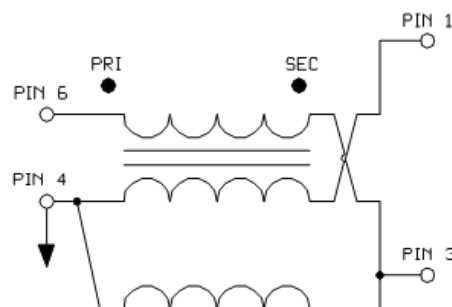
- Surface mount
- 1:1.33 Impedance ratio
- RoHS compliant and Pb free
- 260°C reflow compatible
- Excellent temperature stability
- Available on tape and reel
- Suitable for all CATV, Broadband and FT Tx applications



Description

MACOM's MABA-011010 is a 1:1.33 transformer with tertiary winding in a low cost surface mount package. Ideally suited for CATV Broadband applications.

Functional Schematic



Ordering Information

Part Number	Package
MABA-011010	Tape & Reel
MABA-011010-TB	Customer Test Board

Pin Configuration

Pin No.	Function
1	Secondary Dot
2	Not Used
3	Secondary
4	Primary
6	Primary Dot

Transformer, 1:1.33
5 – 1200 MHz

Rev. V2

Electrical Specifications: $T_A = 25^\circ\text{C}$, $Z_0 = 75 \Omega$, $P_{in} = 0\text{dBm}$

Parameter	Conditions	Units	Min	Typ	Max
Frequency Range		MHz	5		1200
Impedance		Ω		75	
Impedance Ratio				1:1.33	
Insertion Loss (Pin6 - Pin1)	5 - 500 MHz	dB	-	0.95	1.1
	500 - 1000 MHz	dB	-	0.95	1.2
	1000 - 1200 MHz	dB	-	0.98	1.3
Insertion Loss (Pin6 - Pin3)	5 - 500 MHz	dB	-	0.90	1.1
	500 - 1000 MHz	dB	-	1.00	1.4
	1000 - 1200 MHz	dB	-	1.30	1.65
Amplitude Balance	5 - 500 MHz	dB	-	0.06	0.3
	500 - 1200 MHz	dB	-	0.1	0.9
Phase Balance	5 - 500 MHz	$^\circ$	-	3.0	± 6
	500 - 1200 MHz	$^\circ$	-	5.0	± 8
Input Return Loss (Pin6)	5 - 500 MHz	dB	20	25	-
	500 - 1000 MHz	dB	17	21	-
	1000 - 1200 MHz	dB	15.5	19	-

Recommended Maximum Ratings

Parameter	Units	Min	Max
Input RF Power	mW		250
DC Current	mA		200
Operating Temperature Range	$^\circ\text{C}$	-40	+85

Full temperature plots available on request

Tape & Reel Information

Parameter	Units	Value
Qty per reel	-	2000
Reel size	mm	330
Tape width (W)	mm	12.00
Pitch (P ₁)	mm	8.00
A ₀	mm	4.5
B ₀	mm	4.5
K ₀	mm	2.73
Orientation	-	F31

Reference Application note ANI-019 for orientation

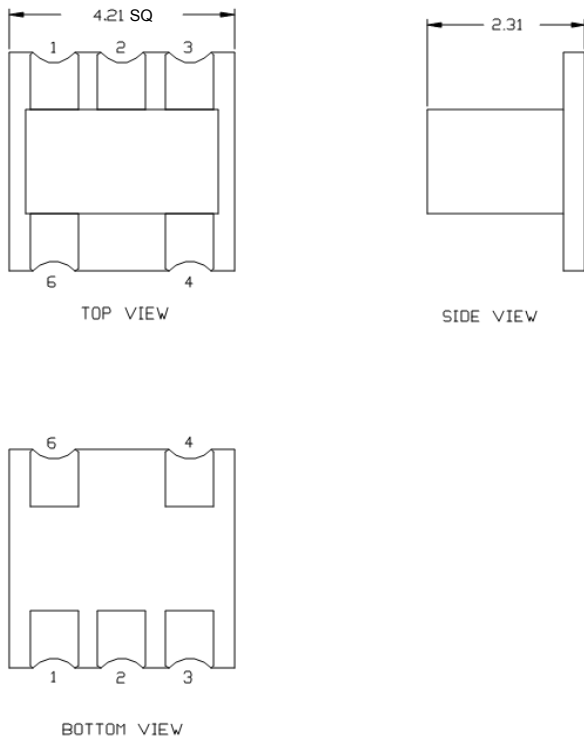
MABA-011010



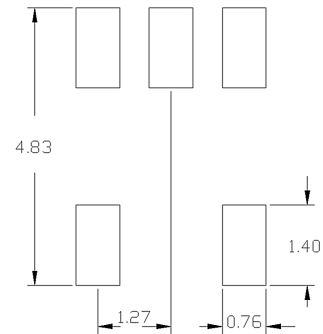
Transformer, 1:1.33
5 – 1200 MHz

Rev. V2

Outline Drawing

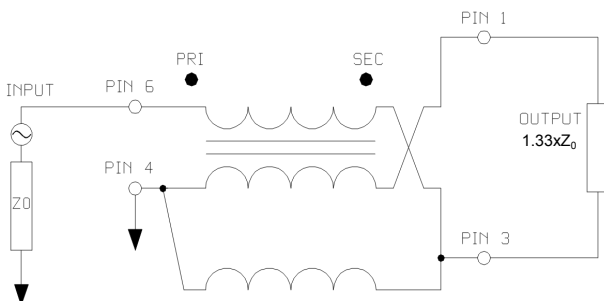


PCB Layout

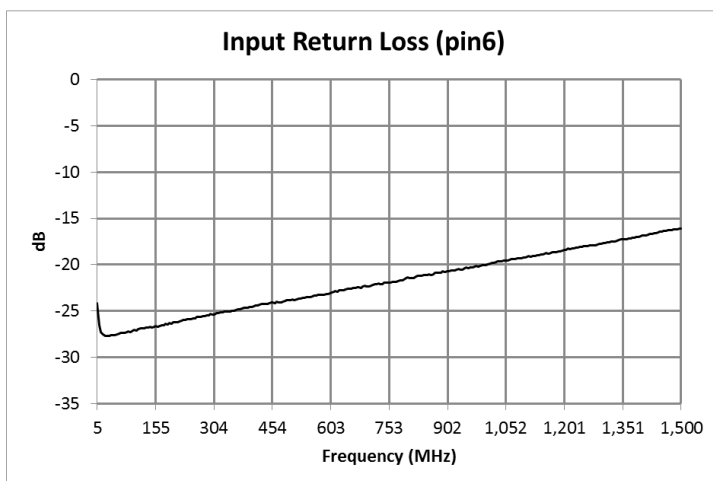
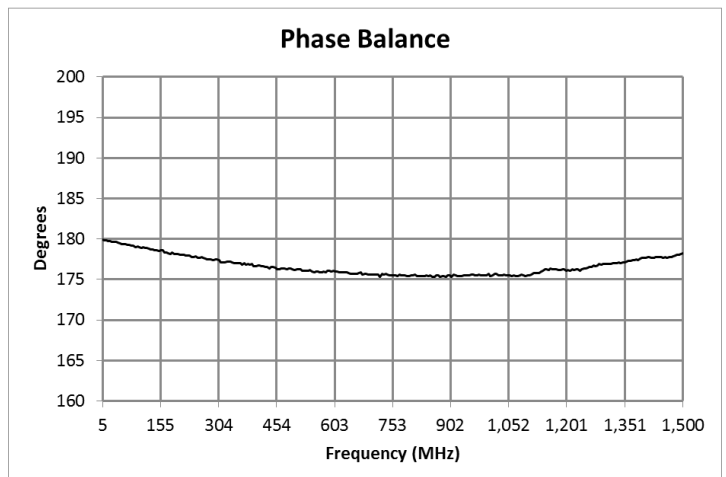
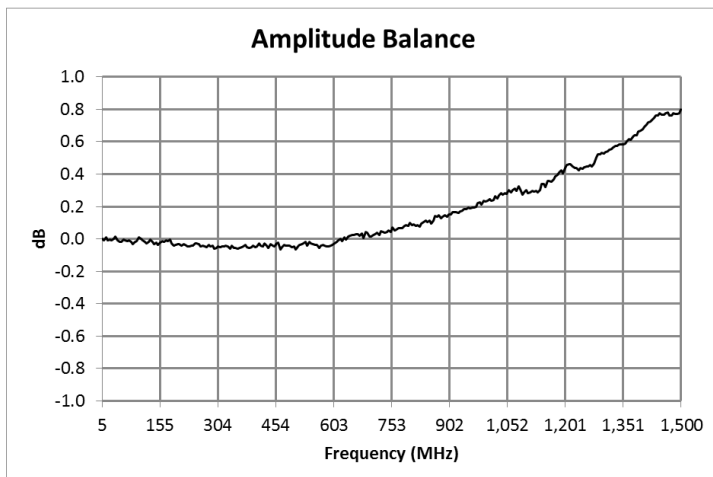
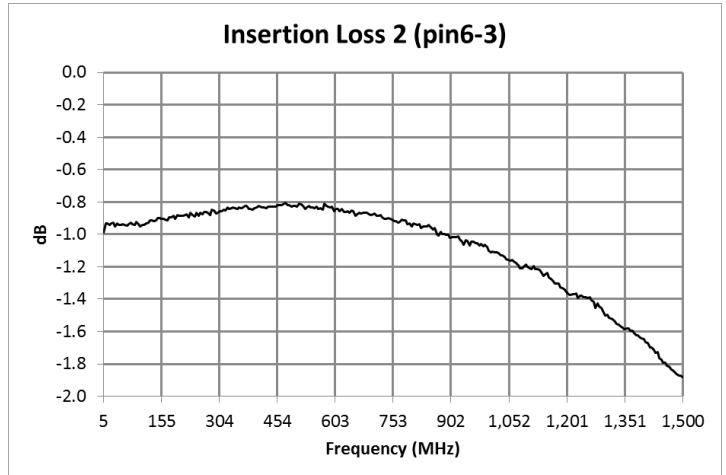
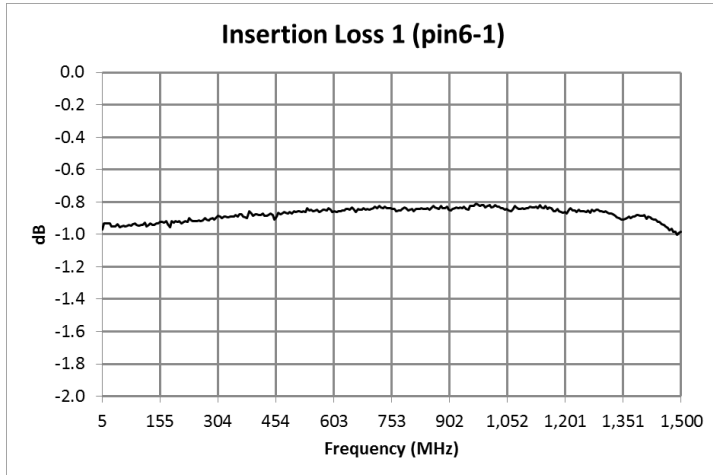


1. Dimensions in mm.
2. Tolerance: ± 0.2 mm unless otherwise noted.
3. Model number and lot code are printed on the reel.
4. Plating finish: CuSn6

Application Circuit



Typical Performance Curves



4 Electrical Specifications: $Z_0 = 75\Omega$, $T_A = 25^\circ\text{C}$, $P_{in} = 0\text{dBm}$

MA-COM Technology Solutions Inc. (MACOM) and its affiliates reserve the right to make changes to the product(s) or information contained herein without notice. Visit www.macomtech.com for additional data sheets and product information.

- **North America** Tel: 800.366.2266 / Fax: 978.366.2266
- **Europe** Tel: 44.1908.574.200 / Fax: 44.1908.574.300
- **Asia/Pacific** Tel: 81.44.844.8296 / Fax: 81.44.844.8298