

## Solid-state relays - PLC-HSC-24DC/230AC/10 - 2905214

Please be informed that the data shown in this PDF Document is generated from our Online Catalog. Please find the complete data in the user's documentation. Our General Terms of Use for Downloads are valid (<http://phoenixcontact.com/download>)



PLC-INTERFACE, hybrid solid-state relay incl. bypass relay with screw connection, for mounting on NS 35/7,5 DIN rail, input: 24 V DC, output: 24 V AC - 253 V AC/10 A



### Key Commercial Data

Packing unit	1 STK
Weight per Piece (excluding packing)	80.000 g
Custom tariff number	85364190
Country of origin	Germany

### Technical data

#### Note

Utilization restriction	EMC: class A product, see manufacturer's declaration in the download area
-------------------------	---

#### Dimensions

Width	14 mm
Height	80 mm
Depth	94 mm

#### Ambient conditions

Ambient temperature (operation)	-25 °C ... 60 °C
Ambient temperature (storage/transport)	-40 °C ... 85 °C
Degree of protection	IP20

#### Input data

Input voltage range	19.2 V DC ... 28.8 V DC
"0" signal switching threshold in reference to $U_c$	< 0.4

# Solid-state relays - PLC-HSC-24DC/230AC/10 - 2905214

## Technical data

### Input data

"1" signal switching threshold in reference to $U_c$	> 0.8
Typical response time	30 ms
Typical turn-off time	20 ms
Status display	Yellow LED
Type of protection	Reverse polarity protection
	Surge protection
Surge voltage protection	> 33 V DC
Transmission frequency	1 Hz

### Output data

Designation	AC hybrid output
Output voltage range	24 V AC ... 253 V AC (50/60 Hz)
Limiting continuous current	10 A (see derating curve)
Min. load current	100 mA
Leakage current	< 1 mA
Surge current	250 A (tp = 20 ms, at 25°C)
Max. load value	350 A <sup>2</sup> s (tp = 10 ms, at 25 °C)
Surge voltage protection	> 275 V
Output circuit	2-wire, floating
Type of protection	RCV circuit

### Connection data, input side

Connection name	Input side
Connection method	Screw connection
Conductor cross section solid	0.14 mm <sup>2</sup> ... 2.5 mm <sup>2</sup>
Conductor cross section flexible	0.14 mm <sup>2</sup> ... 2.5 mm <sup>2</sup>
Conductor cross section AWG	26 ... 14

### Connection data, output side

Connection name	Output side
Connection method	Screw connection
Conductor cross section solid	0.14 mm <sup>2</sup> ... 2.5 mm <sup>2</sup>
Conductor cross section flexible	0.14 mm <sup>2</sup> ... 2.5 mm <sup>2</sup>
Conductor cross section AWG	26 ... 14

### General

Mounting position	any
Assembly instructions	See derating curve
Operating mode	100% operating factor

# Solid-state relays - PLC-HSC-24DC/230AC/10 - 2905214

## Technical data

### General


Designation	Air clearances and creepage distances between the power circuits
Standards/regulations	DIN EN 50178
Rated insulation voltage	260 V AC
Degree of pollution	2
Overvoltage category	III

### Standards and Regulations

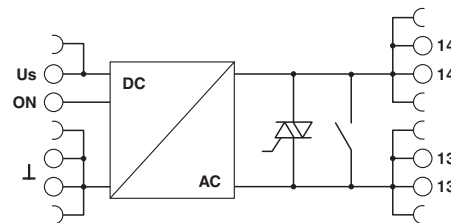
Designation	Air clearances and creepage distances between the power circuits
Standards/regulations	DIN EN 50178
Rated insulation voltage	260 V AC
Insulation	safe isolation
Degree of pollution	2
Overvoltage category	III

## Drawings

Diagram



Circuit diagram



Load current as a function of the ambient temperature  
 Operating time: 100% operating factor

## Classifications

eCl@ss

eCl@ss 4.0	27371102
eCl@ss 4.1	27371102
eCl@ss 5.0	27371001
eCl@ss 5.1	27371001
eCl@ss 6.0	27371604
eCl@ss 7.0	27371604
eCl@ss 8.0	27371604
eCl@ss 9.0	27371604

# Solid-state relays - PLC-HSC-24DC/230AC/10 - 2905214

## Classifications

### ETIM

ETIM 2.0	EC001504
ETIM 3.0	EC001504
ETIM 4.0	EC001504
ETIM 5.0	EC001504

## Approvals

### Approvals

---

#### Approvals


UL Listed / cUL Listed / cULus Listed

---

#### Ex Approvals

---

### Approval details

UL Listed  <http://database.ul.com/cgi-bin/XYV/template/LISEXT/1FRAME/index.htm> FILE E 172140

cUL Listed  <http://database.ul.com/cgi-bin/XYV/template/LISEXT/1FRAME/index.htm> FILE E 172140

cULus Listed 