

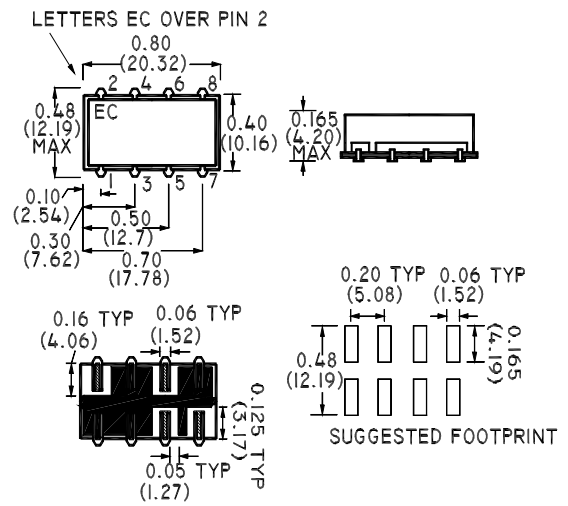

**E-Series I/Q Modulator  
380 - 400 MHz**



**Features**

- High Carrier Suppression
- High 3I and 5I Suppression

**SM-92 Package**



**Description**

M/A-COM's EKIN2-390X-2 is an I/Q Modulator. Ideally suited for Direct Modulation in PMR/TETRA applications.

**Electrical Specifications @25°C**

Parameter	Units	Typical	Minimum	Maximum
Frequency Range (LO) Carrier I/Q	380 - 400 MHz DC - 1	— —	— —	— —
LO Carrier Suppression *	dBc	35	30	—
SSB Rejection *	dBc	35	30	—
Harmonic Suppression *				
3 x I/Q	dBc	45	35	—
5 x I/Q	dBc	51	45	—
Conversion Loss	dB	6.5	—	8.5
(LO) Carrier Power	dBm	+10±1	—	—
I/Q Drive Level	dBm	-10	—	—

\* Note: When Q = -90 degrees relative to I: Lower sideband is suppressed. Related to wanted sideband power.

Please note that the above photograph indicates package only, not actual unit.

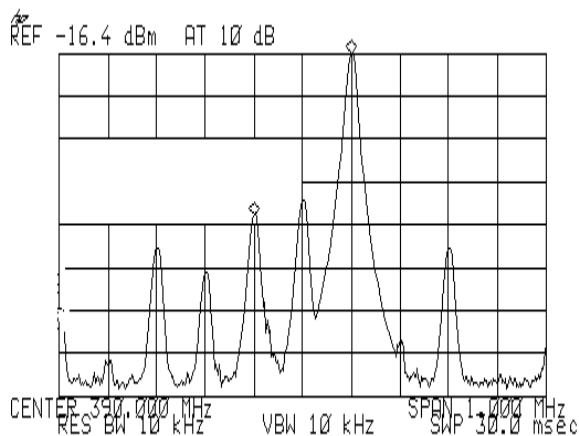
### Operating Characteristics

Impedance	50 Ohms Nominal
Parameter	Absolute Maximum
Operating Temperature	-10°C to +70°C
Storage Temperature	-55°C to +100°C
Pin Temperature (10 Sec)	260°C

### Functional Configuration

Function	Pin No.
LO	1
RF	8
I	5
Q	6
External 50 Ohms	—
Case Ground	2,3,4,7
Not Connected	—

### Typical Performance @ +25°C



V2.00 S 1408 C



M/A-COM Division of AMP Incorporated ■ North America: Tel. (800) 366-2266, Fax (800) 618-8883 ■ Asia/Pacific: Tel. +85 2 2111 8088, Fax +85 2 2111 8087 ■ Europe: Tel. +44 (1344) 869 595, Fax+44 (1344) 300 020

www.macom.com

AMP and Connecting at a Higher Level are trademarks.  
Specifications subject to change without notice.

