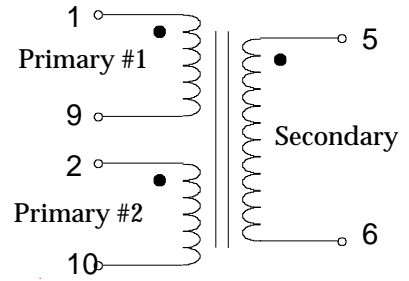


DC/DC Converter Transformer

P/N T-1065

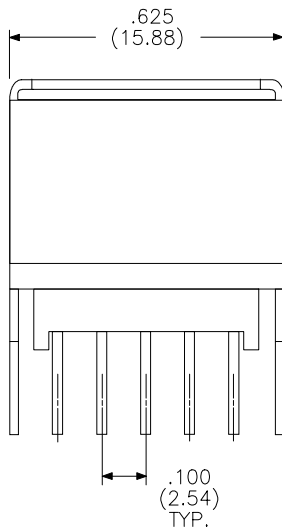
Turns Ratio (1-9 : 2-10 : 5-6)		1:1 : 4.33 ± 2%		
Parameter	Min.	Typ.	Max.	Units
Inductance 1-10 (2-9, shorted)	405	650		μH
Leakage Inductance		0.55		μH
Interwinding Capacitance		25		pF
DC Resistance 1-10 (2,9 shorted)		0.06		Ω
DC Resistance (5-6)		1.20		Ω
Hi-Pot Primary to Secondary	500			V _{RMS}
Insulation Resistance	1000 MΩ at 500 VDC.			
Temperature	0° to + 85°C.			

Schematic Diagram

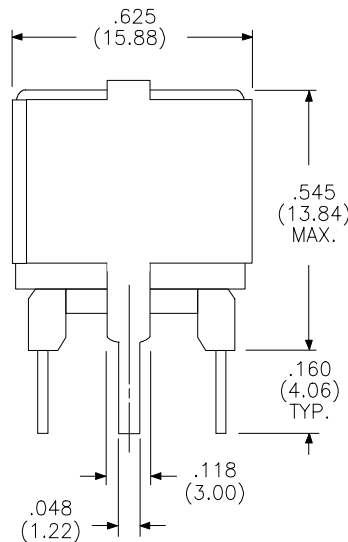


1. Tested at 10 kHz - 100 mV

Materials used in construction of this component meet or exceed UL Class B and can be operated up to 130°C

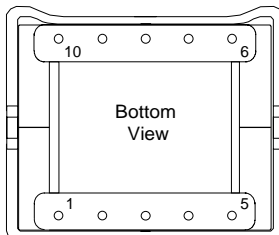
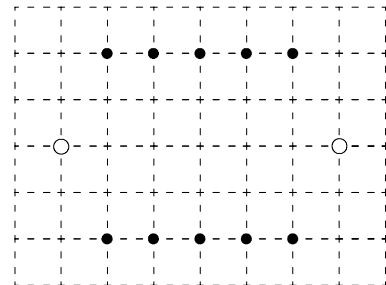


Pin Diameter is 0.025 (0.64)



PIN POSITION GRID 0.100 (2.54)

- HOLES FOR BOBBIN PINS
- HOLES FOR CLIPS



Physical Dimensions
inches (mm)

05/15/98