


CTDAT2315F Series

From 10 μ H to 22 μ H

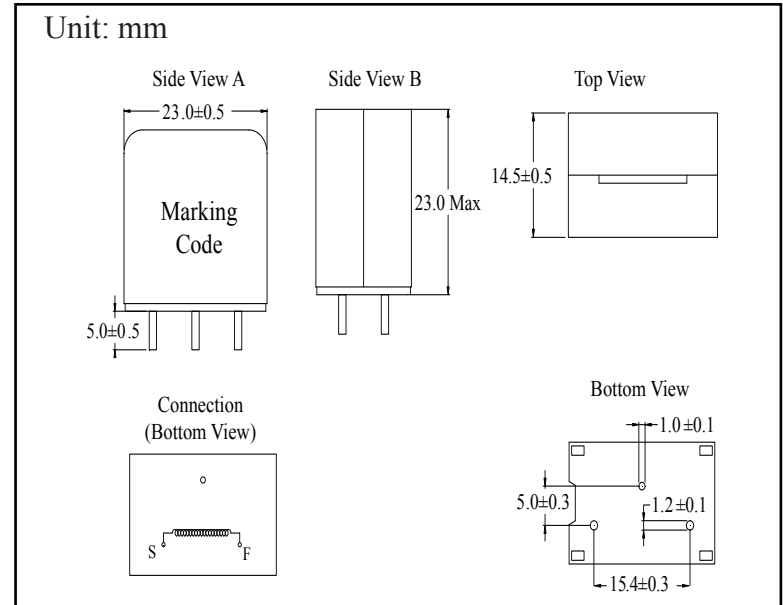
SPECIFICATIONS

*Isat: Value of inductance decrease within 20%
 **Irms: A rise in temperature of core surface is within 40°C

Part Number	Inductance $\pm 20\%$ (μ H)	Test Freq. (kHz)	DCR Nom.(Max.) (m Ω)	*Isat(A) Drop $\leq 20\%$	**Irms(A) Rise $\leq 40^\circ$ C
CTDAT2315F-100M	10.00	100kHz/1.0V	6.60(7.90)	38.00	14.00
CTDAT2315F-120M	12.00	100kHz/1.0V	6.60(7.90)	32.00	14.00
CTDAT2315F-150M	15.00	100kHz/1.0V	7.20(8.60)	29.00	13.00
CTDAT2315F-180M	18.00	100kHz/1.0V	6.60(7.90)	22.50	14.00
CTDAT2315F-220M	22.00	100kHz/1.0V	7.20(8.60)	20.50	13.00



PHYSICAL DIMENSIONS



CHARACTERISTICS

Description: Inductors for Class D

Features:

- Magnetic shielded structure, excellent resistance to electro-magnetic interference.
- Sturdy construction.
- Low magnetic loss, low ESR, small parasitic capacitance.
- Highest temp wire, closed magnetic circuit, super-low buzzing.
- Small volume, high current, the temperature rise of current and rated current less influenced by the environment.

Applications: TV and monitor, AV amplifier, video game console, power supply, navigation equipment, audio applications, etc.

Operating Temperature: -55°C to +125°C

Inductance Tolerance: $\pm 20\%$

Testing: Inductance at 100kHz, 1.0V

Packaging: Tray Packaging.

Marking: Parts are marked with inductance code.

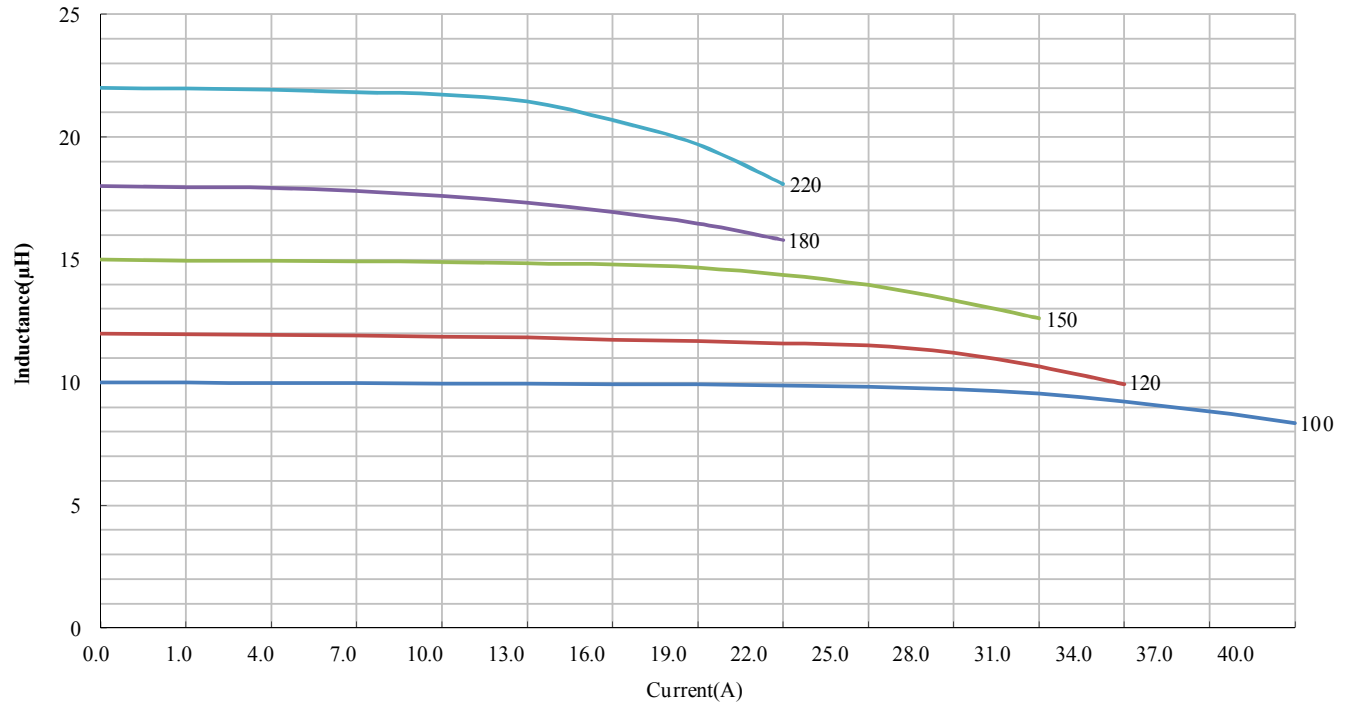
Miscellaneous: **RoHS Compliant.**

Additional Information: Additional electrical & physical information available upon request.

Samples available. See website for ordering information.

CTDAT2315F Series

Typical Inductance vs Current Characteristics



Typical Temperature Rise vs Current Characteristics

