



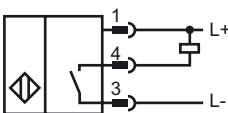
Model Number

CBB4-12GH60-E0-V1

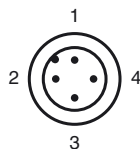
Features

- 4 mm embeddable
- Operating distance adjustable via potentiometer
- Suitable for foodstuff conditions
- Resistant against aggressive media

Connection



Pinout



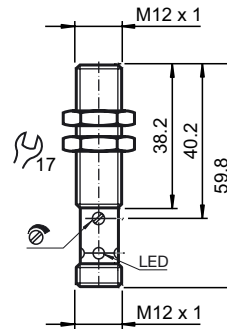
Wire colors in accordance with EN 60947-5-2

1	BN	(brown)
2	WH	(white)
3	BU	(blue)
4	BK	(black)

Accessories

- BF 12**
Mounting flange, 12 mm
- V1-G**
4-pin, M12 female field-attachable connector
- V1-W**
4-pin, M12 female field-attachable connector
- V1-G-2M-PUR**
Cable socket, M12, 4-pin, PUR cable
- V1-W-2M-PUR**
Cable socket, M12, 4-pin, PUR cable

Dimensions



Technical Data

General specifications

Switching element function	NPN	NO
Rated operating distance	s_n	4 mm
Installation		embeddable
Output polarity		DC
Assured operating distance	s_a	0 ... 2.88 mm

Nominal ratings

Installation conditions

A	0 mm
B	0 mm
C	15 mm
F	15 mm
Operating voltage	U_B 10 ... 36 V DC
Switching frequency	f 0 ... 50 Hz
Reverse polarity protected	reverse polarity protected
Short-circuit protection	pulsing
Voltage drop	U_d \leq 2.5 V
Operating current	I_L 0 ... 100 mA
No-load supply current	I_0 \leq 12 mA
Indication of the switching state	LED, yellow

Indicators/operating means

Potentiometer	sensitivity adjustment
---------------	------------------------

Ambient conditions

Ambient temperature	-25 ... 70 °C (-13 ... 158 °F)
---------------------	--------------------------------

Mechanical specifications

Connection type	Device connector M12 x 1, 4-pin
Housing material	Stainless steel 1.4404 / AISI 316L
Sensing face	PEEK
Protection degree	IP65

Compliance with standards and directives

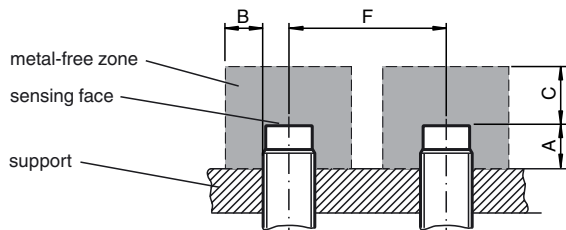
Standard conformity	
Standards	EN 60947-5-2:2007 IEC 60947-5-2:2007

Approvals and certificates

UL approval	cULus Listed, General Purpose
CSA approval	cCSAus Listed, General Purpose

Release date: 2011-08-02 15:40 Date of issue: 2011-08-02 2:10622_eng.xml

Installation conditions



Release date: 2011-08-02 15:40 Date of issue: 2011-08-02 210622_eng.xml