



Data sheet | Item number: 2020-5372/1102-953

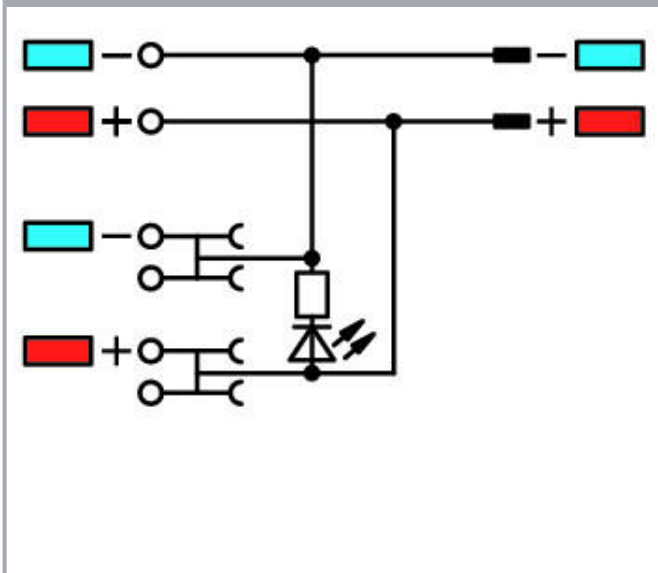
3-conductor sensor supply terminal block; LED (green); with pluggable signal level; 1 mm<sup>2</sup>; Push-in CAGE CLAMP®; 1,00 mm<sup>2</sup>; orange



[www.wago.com/2020-5372/1102-953](http://www.wago.com/2020-5372/1102-953)



Color: 



Subject to changes. Please also observe the further product documentation!

WAGO GmbH & Co. KG  
Hansastr. 27  
32423 Minden  
Phone: +49571 887-0 | Fax: +49571 887-169  
Email: [info.de@wago.com](mailto:info.de@wago.com) | Web: [www.wago.com](http://www.wago.com)

Do you have any questions about our products?  
We are always happy to take your call at +49 (571) 887-44222.



## Item description

3.5 mm spacing per signal (2 x 3.5 mm = 7 mm)

The double spacing per pole of this terminal block series maximizes connectivity. For example, ten sensors may be connected using only five sensor terminal blocks plus a power supply terminal block.

## Data

### Electrical data

|                 |      |
|-----------------|------|
| Voltage type 1  | DC   |
| Nominal voltage | 24 V |

### Ratings per IEC/EN

|               |        |
|---------------|--------|
| Rated current | 13.5 A |
|---------------|--------|

### Ratings per UL

|                                |         |
|--------------------------------|---------|
| Approvals per                  | UL 1059 |
| Rated voltage UL (Use Group B) | 300 V   |
| Rated current UL (Use Group B) | 15 A    |
| Rated voltage UL (Use Group D) | 300 V   |
| Rated current UL (Use Group D) | 15 A    |

### Ratings per CSA

|                                 |              |
|---------------------------------|--------------|
| Approvals per                   | C22.2 No 158 |
| Rated voltage CSA (Use Group C) | 24 V         |
| Rated current CSA (Use Group C) | 10 A         |

### Connection data

|                                   |   |
|-----------------------------------|---|
| Total number of connection points | 6 |
| Total number of potentials        | 4 |
| Number of levels                  | 3 |
| Number of jumper slots            | 3 |

### Connection 1

|                       |                     |
|-----------------------|---------------------|
| Connection technology | Push-in CAGE CLAMP® |
|-----------------------|---------------------|

Subject to changes. Please also observe the further product documentation!



|  |   |
|--|---|
| Actuation type   | Push-in<br>Operating tool   |
| Connectable conductor materials                            | Copper  |
| Nominal cross-section                                      | 1 mm <sup>2</sup>   |
| Solid conductor  | 0.14 ... 1.5 mm <sup>2</sup> / 24 ... 16 AWG  |
| Solid conductor; push-in termination                       | 0.5 ... 1.5 mm <sup>2</sup> / 20 ... 16 AWG   |
| Fine-stranded conductor                                    | 0.14 ... 1.5 mm <sup>2</sup> / 24 ... 16 AWG  |
| Fine-stranded conductor; with insulated ferrule            | 0.14 ... 0.75 mm <sup>2</sup> / 24 ... 18 AWG   |
| Fine-stranded conductor; with ferrule; push-in termination | 0.5 ... 0.75 mm <sup>2</sup> / 20 ... 18 AWG  |
| Note (conductor cross-section)                             | Depending on the conductor characteristic, a conductor with a smaller cross-section can also be inserted via push-in termination. |
| Strip length   | 9 ... 11 mm / 0.35 ... 0.43 inch  |
| Wiring direction   | Front-entry wiring  |

### Physical data

|                                   |                      |
|-----------------------------------|----------------------|
| Width                             | 7 mm / 0.276 inch    |
| Height                            | 81.1 mm / 3.193 inch |
| Depth from upper edge of DIN-rail | 52.4 mm / 2.063 inch |

### Mechanical data

|               |                     |
|---------------|---------------------|
| Design        | horizontal type     |
| Mounting type | DIN-35 rail         |
| Marking level | Center/side marking |

### Material data

|                             |                  |
|-----------------------------|------------------|
| Color                       | orange           |
| Insulation material         | Polyamide (PA66) |
| Flammability class per UL94 | V0               |
| Fire load                   | 0.279 MJ         |
| Weight                      | 16 g             |

### Commercial data

|                       |               |
|-----------------------|---------------|
| PU (SPU)              | 15 Stück      |
| Packaging type        | box           |
| Country of origin     | DE            |
| GTIN                  | 4055143523837 |
| Customs tariff number | 85369010000   |




Subject to changes. Please also observe the further product documentation!

WAGO GmbH & Co. KG  
 Hansastr. 27  
 32423 Minden  
 Phone: +49571 887-0 | Fax: +49571 887-169  
 Email: [info.de@wago.com](mailto:info.de@wago.com) | Web: [www.wago.com](http://www.wago.com)


Do you have any questions about our products?  
 We are always happy to take your call at +49 (571) 887-44222.

## Approvals / Certificates



### Country specific Approvals

| Logo   | Approval                              | Additional Approval Text | Certificate name |
|--|---------------------------------------|--------------------------|------------------|
|  | CCA<br>DEKRA Certification B.V.       | EN 60947                 | NTR NL<br>7617   |
|  | CSA<br>DEKRA Certification B.V.       | C22.2                    | 2516073          |
|  | KEMA/KEUR<br>DEKRA Certification B.V. | EN 60947                 | 71-<br>100670    |

### UL-Approvals


| Logo   | Approval                            | Additional Approval Text | Certificate name |
|--|-------------------------------------|--------------------------|------------------|
|  | UL<br>UL International Germany GmbH | UL 1059                  | E45172           |

### Counterpart

|  |  |  |
|--|--|--|
|  | Item no.2020-202<br>2-conductor female connector; Push-in CAGE CLAMP®; 1.5 mm <sup>2</sup> ; Pin spacing 3.5 mm; 2-pole; 1,50 mm <sup>2</sup> ; gray | <a href="http://www.wago.com/2020-202">www.wago.com/2020-202</a> |
|  | Item no.2020-102<br>1-conductor female connector; Push-in CAGE CLAMP®; 1.5 mm <sup>2</sup> ; Pin spacing 3.5 mm; 2-pole; 1,50 mm <sup>2</sup> ; gray | <a href="http://www.wago.com/2020-102">www.wago.com/2020-102</a> |

### Required accessories

#### End plate


|  |  |  |
|--|--|--|
|  | Item no.: 2020-5391<br>End and intermediate plate; 1 mm thick; for 3-conductor terminal blocks; gray | <a href="http://www.wago.com/2020-5391">www.wago.com/2020-5391</a> |
|--|--|--|

Subject to changes. Please also observe the further product documentation!

## Optional accessories

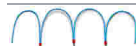










### Coding

#### Coding















|   |  |  |
|---|--|--|
|  | <b>Item no.: 2020-100</b><br>Carrier with 6 coding pins; for coding of female plugs; for carrier terminal blocks; orange | <a href="http://www.wago.com/2020-100">www.wago.com/2020-100</a> |
|---|--|--|

### Jumpers
















#### Jumper

|  |  |  |
|--|--|--|
|    | <b>Item no.: 210-123</b><br>Wire commoning chain; insulated; blue        | <a href="http://www.wago.com/210-123">www.wago.com/210-123</a>                   |
|     | <b>Item no.: 2000-408</b><br>Jumper; 8-way; insulated; light gray        | <a href="http://www.wago.com/2000-408">www.wago.com/2000-408</a>                 |
|     | <b>Item no.: 2000-407</b><br>Jumper; 7-way; insulated; light gray        | <a href="http://www.wago.com/2000-407">www.wago.com/2000-407</a>                 |
|     | <b>Item no.: 2000-409</b><br>Jumper; 9-way; insulated; light gray        | <a href="http://www.wago.com/2000-409">www.wago.com/2000-409</a>                 |
|    | <b>Item no.: 2000-408/000-006</b><br>Jumper; 8-way; insulated; blue      | <a href="http://www.wago.com/2000-408/000-006">www.wago.com/2000-408/000-006</a> |
|   | <b>Item no.: 2000-408/000-005</b><br>Jumper; 8-way; insulated; red       | <a href="http://www.wago.com/2000-408/000-005">www.wago.com/2000-408/000-005</a> |
|  | <b>Item no.: 2000-409/000-005</b><br>Jumper; 9-way; insulated; red       | <a href="http://www.wago.com/2000-409/000-005">www.wago.com/2000-409/000-005</a> |
|  | <b>Item no.: 2000-407/000-006</b><br>Jumper; 7-way; insulated; blue      | <a href="http://www.wago.com/2000-407/000-006">www.wago.com/2000-407/000-006</a> |
|   | <b>Item no.: 2000-410</b><br>Jumper; 10-way; insulated; light gray       | <a href="http://www.wago.com/2000-410">www.wago.com/2000-410</a>                 |
|  | <b>Item no.: 2000-410/000-006</b><br>Jumper; 10-way; insulated; blue     | <a href="http://www.wago.com/2000-410/000-006">www.wago.com/2000-410/000-006</a> |
|   | <b>Item no.: 2000-433/000-005</b><br>Jumper; from 1 to 3; insulated; red | <a href="http://www.wago.com/2000-433/000-005">www.wago.com/2000-433/000-005</a> |

Subject to changes. Please also observe the further product documentation!

|   |   |  |
|---|---|--|
|   | <b>Item no.: 2000-407/000-005</b><br>Jumper; 7-way; insulated; red          | <a href="http://www.wago.com/2000-407/000-005">www.wago.com/2000-407/000-005</a> |
|    | <b>Item no.: 2000-433/000-006</b><br>Jumper; from 1 to 3; insulated; blue   | <a href="http://www.wago.com/2000-433/000-006">www.wago.com/2000-433/000-006</a> |
|   | <b>Item no.: 2000-410/000-005</b><br>Jumper; 10-way; insulated; red         | <a href="http://www.wago.com/2000-410/000-005">www.wago.com/2000-410/000-005</a> |
|    | <b>Item no.: 2000-435</b><br>Jumper; from 1 to 5; insulated; light gray     | <a href="http://www.wago.com/2000-435">www.wago.com/2000-435</a>                 |
|   | <b>Item no.: 2000-409/000-006</b><br>Jumper; 9-way; insulated; blue         | <a href="http://www.wago.com/2000-409/000-006">www.wago.com/2000-409/000-006</a> |
|    | <b>Item no.: 2000-436</b><br>Jumper; from 1 to 6; insulated; light gray     | <a href="http://www.wago.com/2000-436">www.wago.com/2000-436</a>                 |
|    | <b>Item no.: 2000-433</b><br>Jumper; from 1 to 3; insulated; light gray     | <a href="http://www.wago.com/2000-433">www.wago.com/2000-433</a>                 |
|   | <b>Item no.: 2000-434</b><br>Jumper; from 1 to 4; insulated; light gray     | <a href="http://www.wago.com/2000-434">www.wago.com/2000-434</a>                 |
|  | <b>Item no.: 2000-402</b><br>Jumper; 2-way; insulated; light gray           | <a href="http://www.wago.com/2000-402">www.wago.com/2000-402</a>                 |
|  | <b>Item no.: 2000-402/000-006</b><br>Jumper; 2-way; insulated; blue         | <a href="http://www.wago.com/2000-402/000-006">www.wago.com/2000-402/000-006</a> |
|  | <b>Item no.: 2000-403</b><br>Jumper; 3-way; insulated; light gray           | <a href="http://www.wago.com/2000-403">www.wago.com/2000-403</a>                 |
|  | <b>Item no.: 2000-402/000-005</b><br>Jumper; 2-way; insulated; red          | <a href="http://www.wago.com/2000-402/000-005">www.wago.com/2000-402/000-005</a> |
|  | <b>Item no.: 2000-402/000-018</b><br>Jumper; 2-way; insulated; yellow-green | <a href="http://www.wago.com/2000-402/000-018">www.wago.com/2000-402/000-018</a> |
|  | <b>Item no.: 2000-404</b><br>Jumper; 4-way; insulated; light gray           | <a href="http://www.wago.com/2000-404">www.wago.com/2000-404</a>                 |
|  | <b>Item no.: 2000-403/000-005</b><br>Jumper; 3-way; insulated; red          | <a href="http://www.wago.com/2000-403/000-005">www.wago.com/2000-403/000-005</a> |

Subject to changes. Please also observe the further product documentation!

|  |  |  |
|--|--|--|
|     | <b>Item no.:</b> 2000-404/000-006<br>Jumper; 4-way; insulated; blue                  | <a href="http://www.wago.com/2000-404/000-006">www.wago.com/2000-404/000-006</a> |
|     | <b>Item no.:</b> 2000-403/000-006<br>Jumper; 3-way; insulated; blue                  | <a href="http://www.wago.com/2000-403/000-006">www.wago.com/2000-403/000-006</a> |
|     | <b>Item no.:</b> 2000-404/000-005<br>Jumper; 4-way; insulated; red                   | <a href="http://www.wago.com/2000-404/000-005">www.wago.com/2000-404/000-005</a> |
|     | <b>Item no.:</b> 2000-405<br>Jumper; 5-way; insulated; light gray                    | <a href="http://www.wago.com/2000-405">www.wago.com/2000-405</a>                 |
|     | <b>Item no.:</b> 2000-405/011-000<br>Star point jumper; 3-way; insulated; light gray | <a href="http://www.wago.com/2000-405/011-000">www.wago.com/2000-405/011-000</a> |
|    | <b>Item no.:</b> 2000-405/000-006<br>Jumper; 5-way; insulated; blue                  | <a href="http://www.wago.com/2000-405/000-006">www.wago.com/2000-405/000-006</a> |
|   | <b>Item no.:</b> 2000-406/000-006<br>Jumper; 6-way; insulated; blue                  | <a href="http://www.wago.com/2000-406/000-006">www.wago.com/2000-406/000-006</a> |
|  | <b>Item no.:</b> 2000-405/000-005<br>Jumper; 5-way; insulated; red                   | <a href="http://www.wago.com/2000-405/000-005">www.wago.com/2000-405/000-005</a> |
|   | <b>Item no.:</b> 2000-406<br>Jumper; 6-way; insulated; light gray                    | <a href="http://www.wago.com/2000-406">www.wago.com/2000-406</a>                 |
|  | <b>Item no.:</b> 2000-406/000-005<br>Jumper; 6-way; insulated; red                   | <a href="http://www.wago.com/2000-406/000-005">www.wago.com/2000-406/000-005</a> |
|  | <b>Item no.:</b> 2000-406/020-000<br>Delta jumper; insulated; light gray             | <a href="http://www.wago.com/2000-406/020-000">www.wago.com/2000-406/020-000</a> |
|   | <b>Item no.:</b> 2000-437<br>Jumper; from 1 to 7; insulated; light gray              | <a href="http://www.wago.com/2000-437">www.wago.com/2000-437</a>                 |
|   | <b>Item no.:</b> 2000-438<br>Jumper; from 1 to 8; insulated; light gray              | <a href="http://www.wago.com/2000-438">www.wago.com/2000-438</a>                 |
|   | <b>Item no.:</b> 2000-439<br>Jumper; from 1 to 9; insulated; light gray              | <a href="http://www.wago.com/2000-439">www.wago.com/2000-439</a>                 |
|   | <b>Item no.:</b> 2000-440  |  |

Subject to changes. Please also observe the further product documentation!

Jumper; from 1 to 10; insulated; light gray

[www.wago.com/2000-440](http://www.wago.com/2000-440)



**Item no.: 210-103**

Wire commoning chain; insulated; black

[www.wago.com/210-103](http://www.wago.com/210-103)

**Ferrule**

Ferrule



**Item no.: 216-241**

Ferrule; Sleeve for 0.5 mm<sup>2</sup> / 20 AWG; insulated; electro-tin plated; electrolytic copper; gastight crimped; acc. to DIN 46228, Part 4/09.90; white

[www.wago.com/216-241](http://www.wago.com/216-241)



**Item no.: 216-242**

Ferrule; Sleeve for 0.75 mm<sup>2</sup> / 18 AWG; insulated; electro-tin plated; electrolytic copper; gastight crimped; acc. to DIN 46228, Part 4/09.90; gray

[www.wago.com/216-242](http://www.wago.com/216-242)



**Item no.: 216-243**

Ferrule; Sleeve for 1 mm<sup>2</sup> / AWG 18; insulated; electro-tin plated; electrolytic copper; gastight crimped; acc. to DIN 46228, Part 4/09.90; red

[www.wago.com/216-243](http://www.wago.com/216-243)

**Protective warning marker**

Cover



**Item no.: 2000-115**

Protective warning marker; with high-voltage symbol, black; for 5 terminal blocks; yellow

[www.wago.com/2000-115](http://www.wago.com/2000-115)

**Push-in type wire jumper**

Jumper



**Item no.: 2009-404**

Push-in type wire jumper; 0.75 mm<sup>2</sup>; insulated; 110 mm long; gray

[www.wago.com/2009-404](http://www.wago.com/2009-404)



**Item no.: 2009-402**

Push-in type wire jumper; 0.75 mm<sup>2</sup>; insulated; 60 mm long; gray

[www.wago.com/2009-402](http://www.wago.com/2009-402)



**Item no.: 2009-406**

Push-in type wire jumper; 0.75 mm<sup>2</sup>; insulated; 250 mm long; gray

[www.wago.com/2009-406](http://www.wago.com/2009-406)

**Marking accessories**

Marking strip



**Item no.: 2009-110**

Marking strips; for Smart Printer; on reel; not stretchable; plain; snap-on type; white

[www.wago.com/2009-110](http://www.wago.com/2009-110)

Marker carrier



**Item no.: 2000-121**

Adaptor; gray

[www.wago.com/2000-121](http://www.wago.com/2000-121)

Marker



**Item no.: 2009-113**

WMB-Inline; for Smart Printer; 2300 pieces on roll; plain; snap-on type; white

[www.wago.com/2009-113](http://www.wago.com/2009-113)

Subject to changes. Please also observe the further product documentation!

WAGO GmbH & Co. KG

Hansastr. 27

32423 Minden














Phone: +49571 887-0 | Fax: +49571 887-169

Email: [info.de@wago.com](mailto:info.de@wago.com) | Web: [www.wago.com](http://www.wago.com)

Do you have any questions about our products?

We are always happy to take your call at +49 (571) 887-44222.



|   |   |  |
|---|---|--|
|    | <b>Item no.: 2009-113/000-002</b><br>WMB-Inline; for Smart Printer; 2300 pieces on roll; plain; snap-on type; yellow                  | <a href="http://www.wago.com/2009-113/000-002">www.wago.com/2009-113/000-002</a> |
|    | <b>Item no.: 2009-113/000-012</b><br>WMB-Inline; for Smart Printer; 2300 pieces on roll; plain; snap-on type; orange                  | <a href="http://www.wago.com/2009-113/000-012">www.wago.com/2009-113/000-012</a> |
|    | <b>Item no.: 2009-113/000-007</b><br>WMB-Inline; for Smart Printer; 2300 pieces on roll; plain; snap-on type; gray                    | <a href="http://www.wago.com/2009-113/000-007">www.wago.com/2009-113/000-007</a> |
|    | <b>Item no.: 2009-113/000-005</b><br>WMB-Inline; for Smart Printer; 2300 pieces on roll; plain; snap-on type; red                     | <a href="http://www.wago.com/2009-113/000-005">www.wago.com/2009-113/000-005</a> |
|    | <b>Item no.: 2009-113/000-017</b><br>WMB-Inline; for Smart Printer; 2300 pieces on roll; plain; snap-on type; light green             | <a href="http://www.wago.com/2009-113/000-017">www.wago.com/2009-113/000-017</a> |
|    | <b>Item no.: 2009-113/000-006</b><br>WMB-Inline; for Smart Printer; 2300 pieces on roll; plain; snap-on type; blue                    | <a href="http://www.wago.com/2009-113/000-006">www.wago.com/2009-113/000-006</a> |
|    | <b>Item no.: 2009-113/000-024</b><br>WMB-Inline; for Smart Printer; 2300 pieces on roll; plain; snap-on type; violet                  | <a href="http://www.wago.com/2009-113/000-024">www.wago.com/2009-113/000-024</a> |
|  | <b>Item no.: 2009-113/000-023</b><br>WMB-Inline; for Smart Printer; 2300 pieces on roll; plain; snap-on type; green                   | <a href="http://www.wago.com/2009-113/000-023">www.wago.com/2009-113/000-023</a> |
|   | <b>Item no.: 793-3501</b><br>WMB marking card; as card; plain; snap-on type; white  | <a href="http://www.wago.com/793-3501">www.wago.com/793-3501</a>                 |
| Group marker carrier  |   |  |
|    | <b>Item no.: 2009-191</b><br>Group marker carrier   | <a href="http://www.wago.com/2009-191">www.wago.com/2009-191</a>                 |
| <b>Carrier rail</b>   |   |  |
| Mounting accessories  |   |  |
|   | <b>Item no.: 210-197</b><br>Steel carrier rail; 35 x 15 mm; 1.5 mm thick; 2 m long; slotted; similar to EN 60715; silver-colored      | <a href="http://www.wago.com/210-197">www.wago.com/210-197</a>                   |
|   | <b>Item no.: 210-198</b><br>Copper carrier rail; 35 x 15 mm; 2.3 mm thick; 2 m long; unslotted; according to EN 60715; copper-colored | <a href="http://www.wago.com/210-198">www.wago.com/210-198</a>                   |
|   | <b>Item no.: 210-113</b><br>Steel carrier rail; 35 x 7.5 mm; 1 mm thick; 2 m long; unslotted; according to EN 60715; silver-colored   | <a href="http://www.wago.com/210-113">www.wago.com/210-113</a>                   |

Subject to changes. Please also observe the further product documentation!



**Item no.: 210-118**

Steel carrier rail; 35 x 15 mm; 2.3 mm thick; 2 m long; unslotted; according to EN 60715; silver-colored

[www.wago.com/210-118](http://www.wago.com/210-118)



**Item no.: 210-112**

Steel carrier rail; 35 x 7.5 mm; 1 mm thick; 2 m long; slotted; according to EN 60715; "Hole width 25 mm; silver-colored

[www.wago.com/210-112](http://www.wago.com/210-112)



**Item no.: 210-114**

Steel carrier rail; 35 x 15 mm; 1.5 mm thick; 2 m long; unslotted; similar to EN 60715; silver-colored


[www.wago.com/210-114](http://www.wago.com/210-114)



**Item no.: 210-115**

Steel carrier rail; 35 x 7.5 mm; 1 mm thick; 2 m long; slotted; according to EN 60715; "Hole width 18 mm; silver-colored

[www.wago.com/210-115](http://www.wago.com/210-115)



**Item no.: 210-196**

Aluminum carrier rail; 35 x 8.2 mm; 1.6 mm thick; 2 m long; unslotted; similar to EN 60715; silver-colored

[www.wago.com/210-196](http://www.wago.com/210-196)

## Tool

### Operating tool



**Item no.: 210-648**

Operating tool; Blade: 2.5 x 0.4 mm; with a partially insulated shaft; angled; short

[www.wago.com/210-648](http://www.wago.com/210-648)



**Item no.: 210-647**

Operating tool; Blade: 2.5 x 0.4 mm; with a partially insulated shaft; multicoloured

[www.wago.com/210-647](http://www.wago.com/210-647)



**Item no.: 210-719**

Operating tool; Blade: 2.5 x 0.4 mm; with a partially insulated shaft

[www.wago.com/210-719](http://www.wago.com/210-719)

## Testing and measuring

### Testing accessories



**Item no.: 2009-174**

Test plug adapter; for 4 mm Ø test plugs; for testing TOPJOB®S rail-mounted terminal blocks; gray

[www.wago.com/2009-174](http://www.wago.com/2009-174)



**Item no.: 2009-182**

Testing tap; for max. 2.5 mm<sup>2</sup>; tool-free connection for individual test wires 0.08 - 2.5 mm; gray

[www.wago.com/2009-182](http://www.wago.com/2009-182)

## Mounting

### Mounting accessories



**Item no.: 709-156**

Cover; Type 3; suitable for cover carrier, type 3; 1 m long; transparent

[www.wago.com/709-156](http://www.wago.com/709-156)



**Item no.: 709-169**

Cover carrier; Type 3; gray

[www.wago.com/709-169](http://www.wago.com/709-169)

## Downloads

### Documentation

Subject to changes. Please also observe the further product documentation!

WAGO GmbH & Co. KG

Hansastr. 27

32423 Minden

Phone: +49571 887-0 | Fax: +49571 887-169

Email: [info.de@wago.com](mailto:info.de@wago.com) | Web: [www.wago.com](http://www.wago.com)

Do you have any questions about our products?

We are always happy to take your call at +49 (571) 887-44222.



### Bid Text

|                                   |              |               |          |
|-----------------------------------|--------------|---------------|----------|
| 2020-5372/1102-953<br>X81 - Datei | 2019. 2. 19. | xml<br>4.3 kB | Download |
|-----------------------------------|--------------|---------------|----------|

|                                    |             |                 |          |
|------------------------------------|-------------|-----------------|----------|
| 2020-5372/1102-953<br>docx - Datei | 2018. 8. 7. | docx<br>15.4 kB | Download |
|------------------------------------|-------------|-----------------|----------|

### Additional Information

|                        |  |                |          |
|------------------------|--|----------------|----------|
|                        |  | pdf<br>81.0 kB | Download |
| Technical explanations |  | pdf<br>2.2 MB  | Download |

### CAD/CAE-Data

#### CAD data

|                                 |  |     |          |
|---------------------------------|--|-----|----------|
| 2D/3D Models 2020-5372/1102-953 |  | URL | Download |
|---------------------------------|--|-----|----------|

#### CAE data

|                                 |  |     |          |
|---------------------------------|--|-----|----------|
| ZUKEN Portal 2020-5372/1102-953 |  | URL | Download |
|---------------------------------|--|-----|----------|

### Environmental Product Compliance

#### Compliance Search

|   |  |     |          |
|---|--|-----|----------|
| Environmental Product Compliance 2020-5372/1102-953<br>3-conductor sensor supply terminal block; LED (green); with pluggable signal level; 1 mm <sup>2</sup> ; Push-in CAGE CLAMP®; 1,00 mm <sup>2</sup> ; orange |  | URL | Download |
|---|--|-----|----------|

### Installation Notes

#### Installation

Subject to changes. Please also observe the further product documentation!




Snap individual terminal blocks onto the DIN-rail and slide together.




Separate terminal block assembly and slide individual terminal blocks laterally using an operating tool.

### Conductor termination



All conductor types at a glance


### Testing



Testing via testing tap (2009-182) or test plug adapter (2009-174) (up to max. 42 V).

### Coding


Subject to changes. Please also observe the further product documentation!



Insert coding pin into the corresponding slot and twist it off.

Remove the coding finger using a cutting tool.

### Locking system



Slide the locking lever into position.


### Strain relief



Removing a female plug via conductor bundle provided with strain relief plate.

### Marking

Subject to changes. Please also observe the further product documentation!



Labeling terminal blocks via marking strips (2009-110) or 3.5 mm wide WMB markers (793-35xx) – from the top or the side.

## Product family

### TOPJOB® S

TOPJOB® S: In various industrial applications and modern building installations, WAGO's wide and versatile range of rail-mount terminal blocks provides more than just reliable electrical connections.

[Show all products from the family](#)

Subject to changes. Please also observe the further product documentation!