

# Dura-Lag

## Dual-Element, Time-Delay Construction Grade Fuses

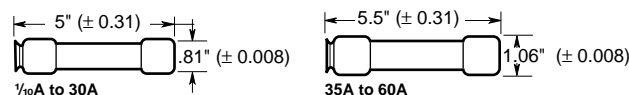
### Class RK5 – 600 Volt

# DLS-R

## 1 – 600 Amps



### Dimensional Data



### Dimensions (inches)

Ampere Ratings	A	B
70-100	7.88 (± 0.062)	1.16 (± 0.008)
110-200	9.63 (± 0.062)	1.66 (± 0.008)
225-400	11.63 (± 0.094)	2.38 (± 0.008)
450-600	13.38 (± 0.094)	2.88 (± 0.008)

Catalog Symbol: DLS-R (600V)  
 Current-Limiting  
 Dual-Element, Time-Delay – 10 seconds (minimum) at 500% rated current  
 Voltage Rating: 600Vac (or less)  
 Self-Certified for 300Vdc  
 Interrupting Rating: 200,000A RMS Symmetrical  
 20,000A dc  
 Agency Information:  
 UL Listed, Std. 248-12, Guide JDDZ, File E4273  
 CSA Certified, C22.2 No. 248.12, Class 1422-02, File 53787

### General Information:

- Designed for contractor needs.
- Protects industrial equipment and large motors.
- Recommended for ac power distribution system mains, feeders and branch circuits.
- Industry standard time-delay of 10 seconds at 5 times the fuse rating.

### Carton Quantity and Weight

Ampere Ratings	Carton Qty.	Weight*	
		Lbs.	Kg.
1/10-30	10	1.62	0.729
35-60	10	3.00	1.35
70-100	5	2.20	1.0
110-200	1	1.10	0.5
225-400	1	2.36	1.1
450-600	1	3.44	1.5

\*Weight per carton.

### Catalog Numbers

DLS-R-1	DLS-R-10	DLS-R-100
DLS-R-1 <sup>1</sup> / <sub>10</sub>	DLS-R-12	DLS-R-110
DLS-R-2	DLS-R-15	DLS-R-125
DLS-R-2 <sup>1</sup> / <sub>2</sub>	DLS-R-17 <sup>1</sup> / <sub>2</sub>	DLS-R-150
DLS-R-2 <sup>3</sup> / <sub>10</sub>	DLS-R-20	DLS-R-175
DLS-R-3	DLS-R-25	DLS-R-200
DLS-R-3 <sup>2</sup> / <sub>10</sub>	DLS-R-30	DLS-R-225
DLS-R-3 <sup>1</sup> / <sub>2</sub>	DLS-R-35	DLS-R-250
DLS-R-4	DLS-R-40	DLS-R-300
DLS-R-5	DLS-R-45	DLS-R-350
DLS-R-6	DLS-R-50	DLS-R-400
DLS-R-6 <sup>1</sup> / <sub>4</sub>	DLS-R-60	DLS-R-500
DLS-R-7	DLS-R-70	DLS-R-600
DLS-R-8	DLS-R-80	—
DLS-R-9	DLS-R-90	—

CE CE logo denotes compliance with European Union Low Voltage Directive (50-1000Vac, 75-1500Vdc). Refer to Data Sheet: 8002 or contact Bussmann Application Engineering at 636-527-1270 for more information.

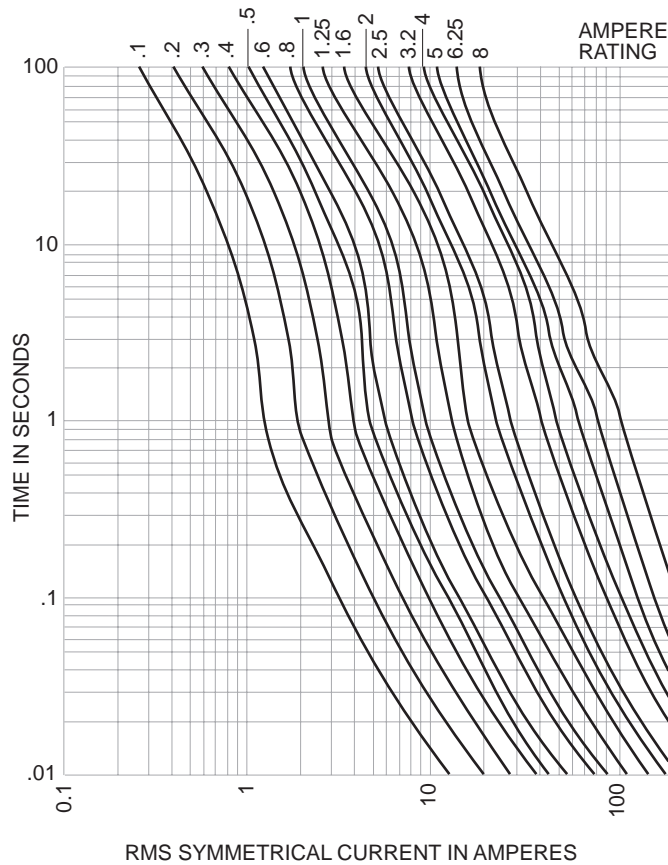


# Dura-Lag

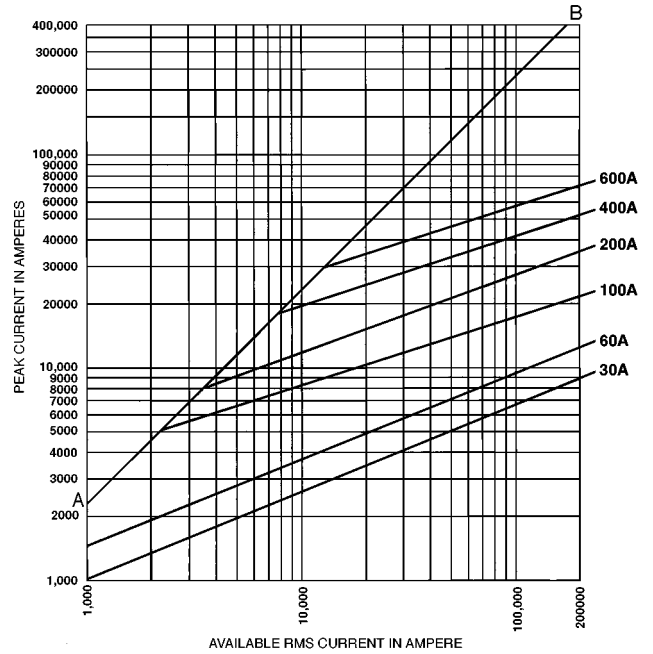
Dual-Element, Time-Delay Construction Grade Fuses  
Class RK5 - 600 Volt

DLS-R  
1 - 600 Amps

Time-Current Characteristic Curves-Average Melt



RMS SYMMETRICAL CURRENT IN AMPERES

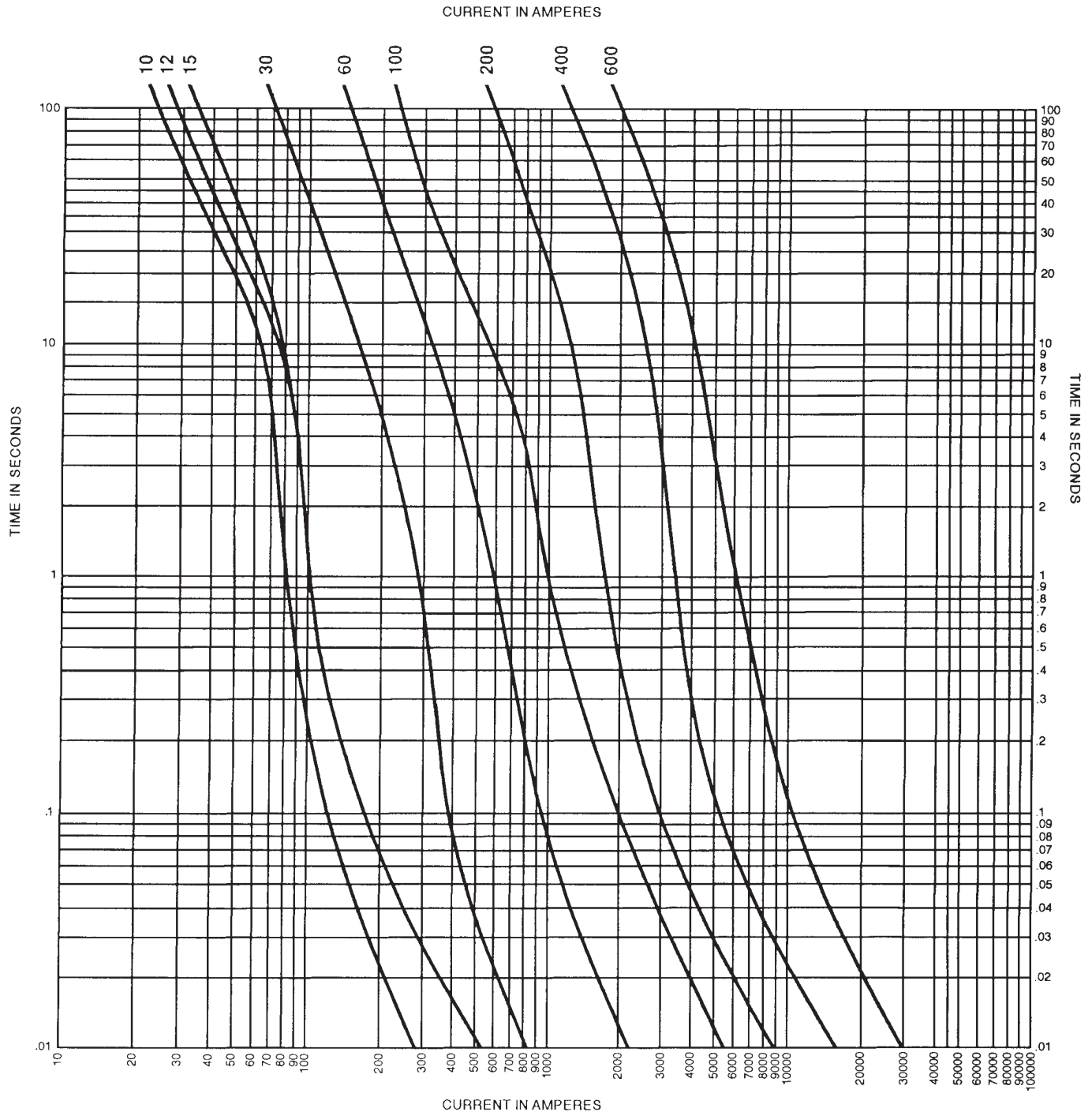


PROSPECTIVE SHORT-CIRCUIT CURRENT SYMMETRICAL RMS AMPERES

Dura-Lag  
 Dual-Element, Time-Delay Construction Grade Fuses  
 Class RK5 - 600 Volt

DLS-R  
 1 - 600 Amps

Time-Current Characteristic Curves-Average Melt



The only controlled copy of this Data Sheet is the electronic read-only version located on the Bussmann Network Drive. All other copies of this document are by definition uncontrolled. This bulletin is intended to clearly present comprehensive product data and provide technical information that will help the end user with design applications. Bussmann reserves the right, without notice, to change design or construction of any products and to discontinue or limit distribution of any products. Bussmann also reserves the right to change or update, without notice, any technical information contained in this bulletin. Once a product has been selected, it should be tested by the user in all possible applications.