

Features

- Low TCR
- Low electrical noise
- Low inductance/capacitance
- High power rating
- Low ohmic values

Applications

- Power supplies
- Motor drives
- Test and measurement
- Electricity meters

PWR220 S Series Shunt Resistor

Material Specifications

Resistor.....Metal Foil (CuNiMn)
 Substrate.....Alumina (AL2O3)
 Housing.....Epoxy/PPS
 Lead FrameTinned Copper (Sn/Cu)
 Maximum Torque.....1.0 Nm
 Packaging
 Tubes.....50 pcs./tube
 Tape & Reel.....500 pcs./reel

General Information

The Bourns® PWR220 S Series is a TO220 style Shunt Resistor. Manufactured using foil on alumina ceramic, it is used in applications such as power supplies, motor drives and measurements.

Electrical & Thermal Characteristics

Parameter	Symbol	Min.	Nom.	Max.	Unit
Resistance	R	0.002		50	Ω
Power Rating @ 70 °C without heat sink @ 70 °C with heat sink		10		1.50 15	W
Tolerance 0.002 Ω < R < 0.01 Ω 0.01 Ω < R < 0.10 Ω 0.10 Ω < R < 50.0 Ω		2.0* 1.0** 0.5**		5.0 5.0 5.0	%
TCR 20 °C < T < 60 °C -40 °C < T < +130 °C				± 15.0 ± 50.0	PPM/°C
Thermal Resistance – Rthj (Max @ R < 50 Ω)				4.8	°C/W
Stability		0.1		0.5	%
Thermal EMF				1.0	$\mu V/^\circ C$
Dielectric Withstanding Voltage				300	VDC
Operating Temperature	T _J	-40		+130	°C

* 1 % also available with 4-pin version.

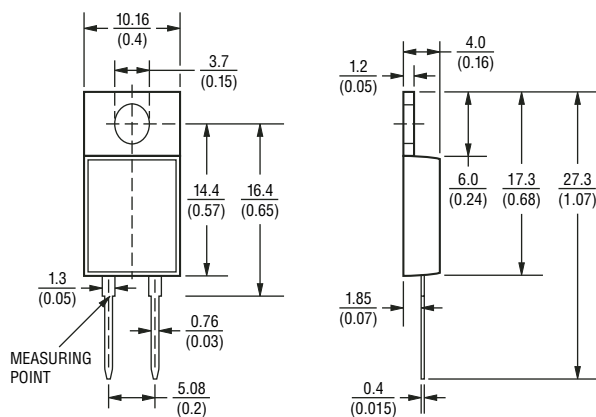
** 0.1 % and 0.24 % also available with 4-pin version.

PWR220 S Series Shunt Resistor

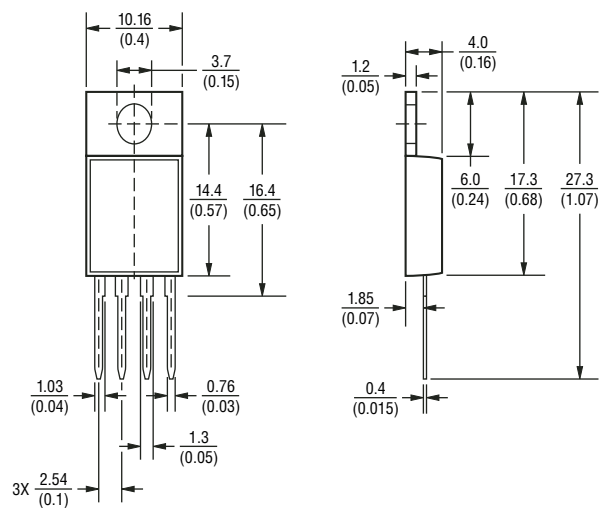
BOURNS®

Product Dimensions

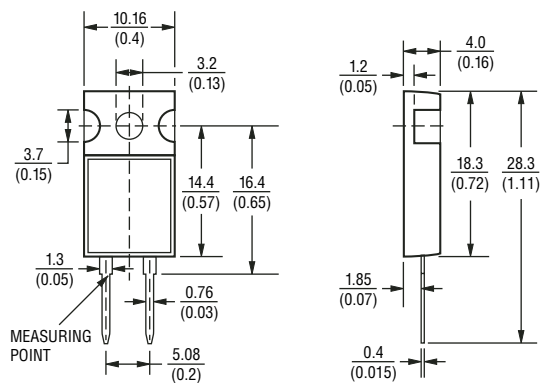
T0220 Housing: 2-Pin



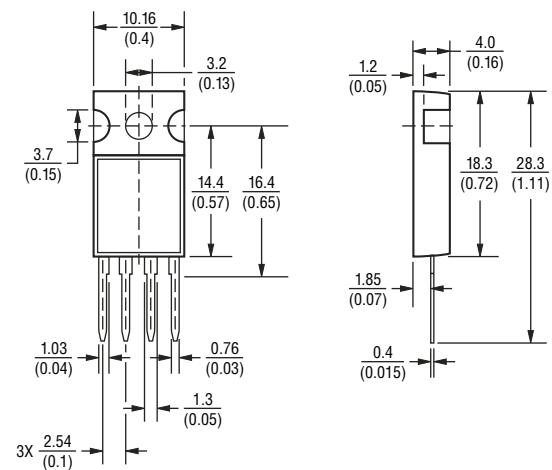
T0220 Housing: 4-Pin



T0221 Casing: 2-Pin



T0221 Casing: 4-Pin

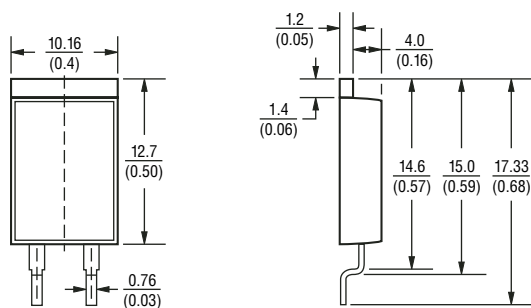


PWR220 S Series Shunt Resistor

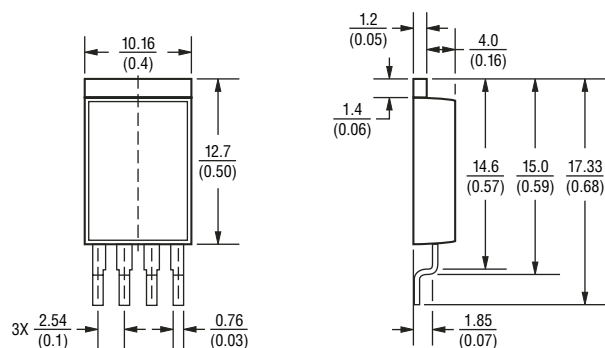
BOURNS®

Product Dimensions

T0220 Casing: 2-Pin (Surface Mount)



T0220 Casing: 4-Pin (Surface Mount)



How to Order

PWR 220 - 2 S A R0400 J E

Model _____
PWR = Power Resistor

Package _____
220 = T0220
221 = T0221

Number of Pins _____
2 = 2 4 = 4

Function _____
S = Shunt

Version _____
A = Surface Mount
B = Through Hole

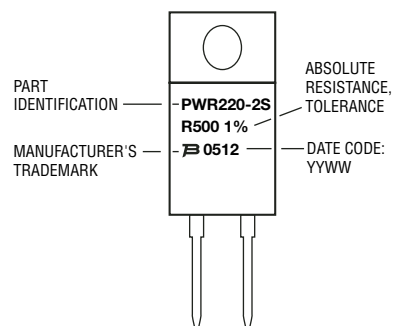
Resistor Value _____
R (4 Digits)

Absolute Tolerance _____
J = 5 % G = 2 % F = 1 %
D = 0.5 % *C = 0.25 % *B = 0.1 %

Packaging _____
E = Tape & Reel
___ = Tubes

*Available only with 4-pin versions.

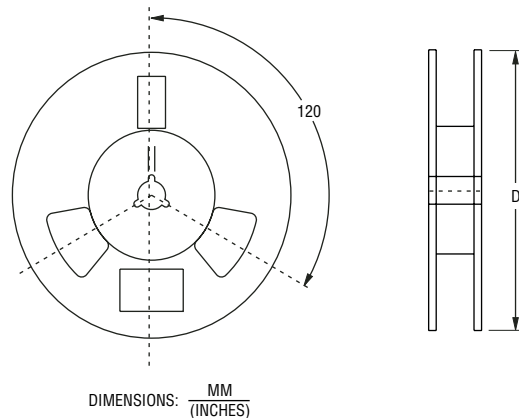
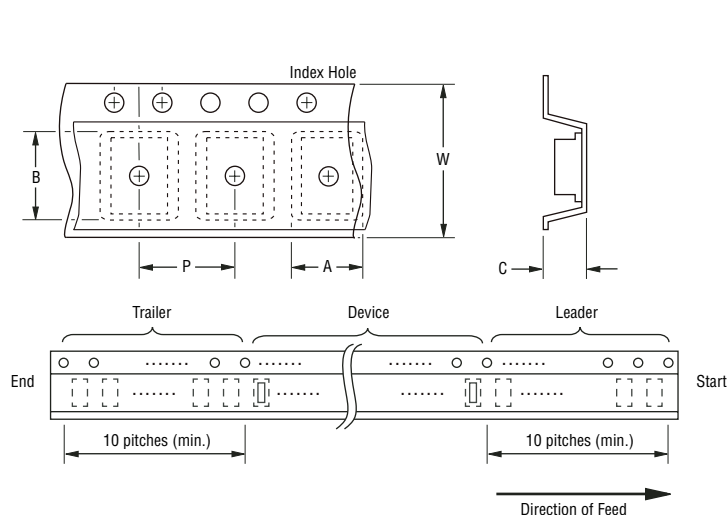
Typical Part Marking



PWR220 S Series Shunt Resistor

BOURNS®

Packaging Dimensions



Devices are packed in accordance with EIA standard RS-481-A and specifications shown here.

Item	Symbol	Dimensions
Carrier Width	A	$\frac{10.4}{(0.409)}$
Carrier Length	B	$\frac{18.4}{(0.724)}$
Carrier Depth	C	$\frac{4.4}{(0.173)}$
Reel Outside Diameter	D	$\frac{330}{(12.992)}$
Punch Hole Pitch	P	$\frac{16.00}{(0.630)}$
Tape Width	W	$\frac{32}{(1.260)}$
Quantity per Reel	—	500



Reliable Electronic Solutions

Asia-Pacific:

Tel: +886-2 2562-4117 • Fax: +886-2 2562-4116

Europe:

Tel: +41-41 768 5555 • Fax: +41-41 768 5510

The Americas:

Tel: +1-951 781-5500 • Fax: +1-951 781-5700

www.bourns.com