

LP03 Series SMT High Current Inductors



Features

- Will Handle Up To 100A
- Uses Distributed Gap Material
- 155°C Temperature Rating
- Suitable for Pick And Place Applications
- Withstands Solder Reflow

Packaging

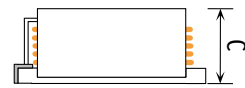
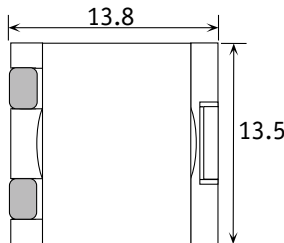
- Reel Diameter: 13"
- Reel Width: 24mm
- Quantity Per Reel: LP03-XXX-1 400 pcs
LP03-XXX-2 400 pcs
LP03-XXX-3 300 pcs

Applications

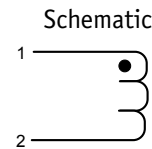
- Computers
- AC/DC Converters
- Output Power Chokes
- High Current Applications



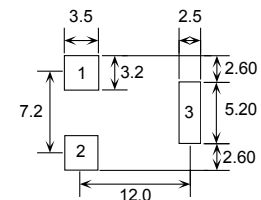
Mechanical



C=LP03-XXX-1: 4.5mm max.
LP03-XXX-2: 5.2mm max.
LP03-XXX-3: 6.5mm max.



Recommended PCB Layout



Electrical Specifications

Part Number	Inductance ¹ (μH, nom.)	DCR max (mΩ)	I _{SAT} ² (A)	I _{DC} ³ (A)	SRF typ (MHz)
LP03-0R1-1	0.10	0.15	100	50.0	>100
LP03-0R4-1	0.40	0.65	65.0	32.0	>100
LP03-0R9-1	0.90	1.40	40.0	23.0	>100
LP03-1R5-1	1.50	3.20	30.0	15.5	70
LP03-1R4-2	1.40	2.40	35.0	19.0	>100
LP03-2R1-2	2.10	4.00	30.0	16.0	50
LP03-3R0-2	3.00	6.00	25.0	14.0	40
LP03-4R1-2	4.10	6.80	23.0	11.5	30
LP03-1R2-3	1.20	1.20	45.0	25.0	>100
LP03-2R7-3	2.70	2.80	30.0	18.0	50
LP03-3R7-3	3.70	4.10	23.0	15.5	40
LP03-4R9-3	4.90	4.80	21.0	14.0	30
LP03-7R6-3	7.60	7.90	16.0	11.0	25
LP03-110-3	11.0	11.7	13.0	9.0	20

1. Tested @ 100kHz, 0.1Vrms.
2. Inductance drops 30% at rated I_{SAT}.
3. Temperature rise = 40°C at rated I_{DC}.
4. Electrical specifications at 25°C.
5. Operating temperature range: -40°C to +155°C.
6. Meets UL 94V-0.