


VTE-205S

Through hole VC-TCXO
Sine wave

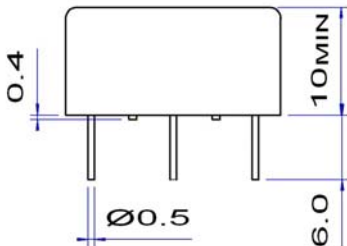
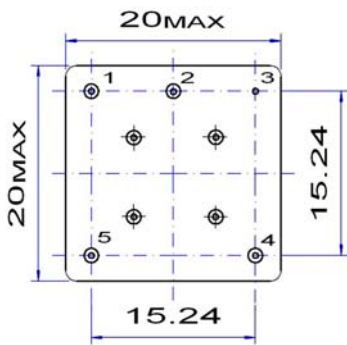
QuartzCom
the communications company



Features


- Applications: mobile communications, instrumentation
- Frequency range up to 200 MHz
- Tight frequency stability vs. temperature
- Low phase noise

Parameter	Specification	
	VTE-205S3	VTE-205S 5
Frequency range	9.6 ~ 200 MHz	
Standard frequencies	10.00, 12.80, 13.00, 16.384, 20.00, 25.00, 38.40 & 40.00 MHz	
Frequency stability:		
vs. temperature	≤ ±0.5 ~ ±2.5 ppm	
vs. supply & load change	≤ ±0.2 ppm	±5 %
vs. aging	≤ ±1.0 ppm	1 st year
Frequency tolerance ex. factory	≤ ±0.5 ppm	@ +25 °C
Supply voltage	+3.3 V ±5 %	+5.0 V ±5 %
Supply current	3 ~ 30 mA	
Output signal	sine wave	
Output level	3 dBm ±3 dBm	9 dBm ±2 dBm
Output load	50 Ω	
Frequency pulling range	± 10 ~ ±25 ppm	
Voltage control	+1.65 V ±1.50 V	+2.5 V ±2.0 V
Frequency adjustment (optional)	> ±5 ppm	with internal trimmer
Operating temperature range	-30 ~ +75 °C	commercial application
	-40 ~ +85 °C	industrial application
Storage temperature range	-55 ~ +125 °C	
Packaging unit	cardboard box	50 pieces
Customer specifications on request		



Pin function

- # 1 Vdc Supply voltage
- # 2 RF Output
- # 3 GND
- # 4 Vc Voltage control
- # 5 GND



Phase noise @ 25 MHz	-100 dBc/Hz	@	10 Hz
	-130 dBc/Hz	@	100 Hz
	-145 dBc/Hz	@	1 kHz
	-150 dBc/Hz	@	10 kHz
	-155 dBc/Hz	@	100 kHz

Environmental & Mechanical specification

Shock	MIL-STD-883C, Method 2002, Con B
Vibration	MIL-STD-883C, Method 2007, Con A
Solderability	MIL-STD-883C, Method 2003
Seal integrity	MIL-STD-883C, Method 2014, Con C&A2

2002/95/EC RoHS compliant

QuartzCom AG
sales@quartzcom.com

QuartzCom Asia
sales-asia@quartzcom.com

QuartzCom USA
sales-usa@quartzcom.com

www.quartzcom.com

02 May. 10

