

**PLEASE CHECK WWW.MOLEX.COM FOR LATEST PART INFORMATION**

**Part Number:** [0010013066](#)  
**Status:** **Active**  
**Overview:** [spox](#)  
**Description:** 5.08mm (.200") Pitch SPOX™ Crimp Terminal Housing, 6 Circuits

**Documents:**

[3D Model](#) [Product Specification PS-5197-005 \(PDF\)](#)  
[Drawing \(PDF\)](#) [RoHS Certificate of Compliance \(PDF\)](#)  
[Product Specification PS-5197-001 \(PDF\)](#)

**Agency Certification**

CSA LR19980  
TUV R72090224  
UL E29179

**General**

Product Family Crimp Housings  
Series [5197](#)  
Overview [spox](#)  
Product Name SPOX™

**Physical**

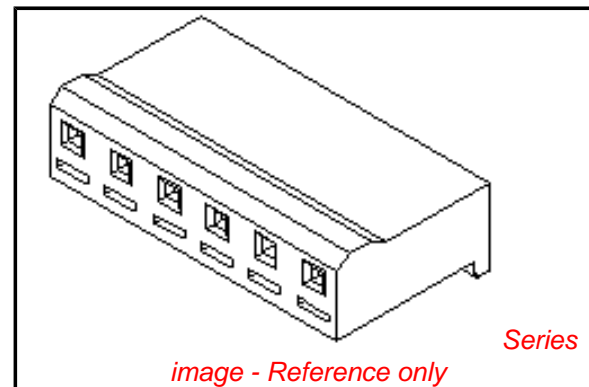
Circuits (maximum) 6  
Color - Resin Natural  
Flammability 94V-2  
Gender Female  
Glow-Wire Compliant No  
Material - Resin Nylon  
Number of Rows 1  
Packaging Type Bag  
Panel Mount No  
Pitch - Mating Interface (in) 0.200 In  
Pitch - Mating Interface (mm) 5.08 mm  
Stackable No  
Temperature Range - Operating -40°C to +105°C

**Material Info**

Old Part Number 5197-06

**Reference - Drawing Numbers**

Packaging Specification SPK-5197-001  
Product Specification PS-5197-001, PS-5197-005, RPS-5281-001  
Sales Drawing SD-5197-N



**EU RoHS**

**ELV and RoHS  
Compliant  
REACH SVHC  
Contains SVHC: No  
Halogen-Free  
Status  
Not Reviewed**

**China RoHS**



**Need more information on product  
environmental compliance?**

Email [productcompliance@molex.com](mailto:productcompliance@molex.com)  
For a multiple part number RoHS Certificate of  
Compliance, [click here](#)

Please visit the [Contact Us](#) section for any  
non-product compliance questions.

**Search Parts in this Series**

[5197Series](#)

**Mates With**

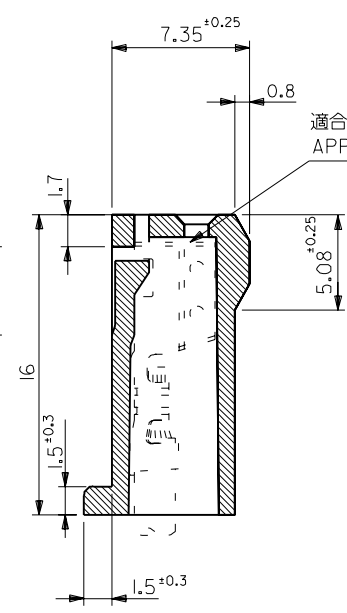
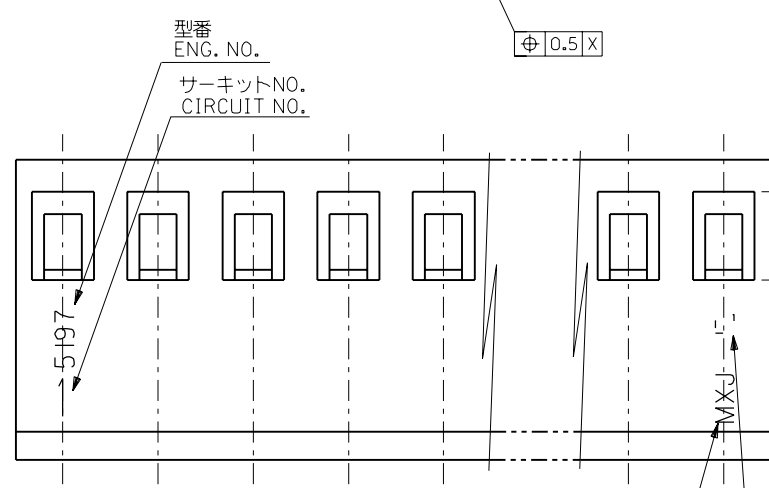
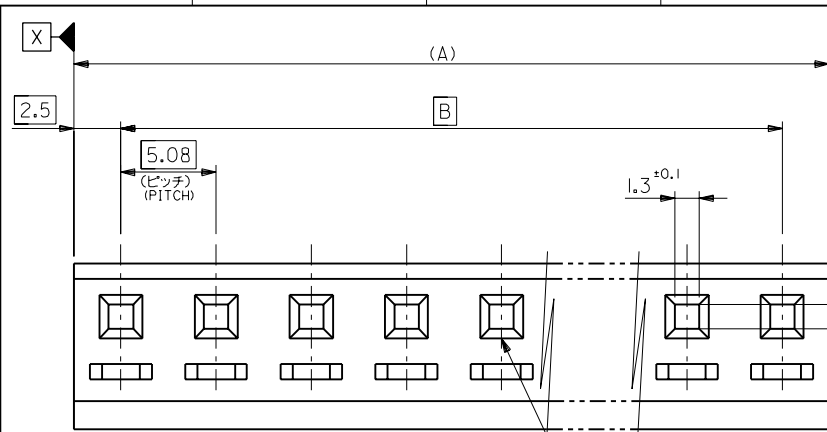
[5279](#) , [5280](#) , [5281](#) , [5282](#)

**Use With**

[5194](#) , [5225](#)

DWG. NO. SD-5197-N

E  
D  
C  
B  
A  
DIMENSIONS IN METRIC DO NOT SCALE DRAWING



注記  
NOTES

1. 各部の反りは0.5最大。  
CAMBER : 0.5 MAX.
2. サーマイトNO.はNO."1"のみ表示。  
CIRCUIT NO. : 1 ONLY.

40.64	45.64	10-01-3096	5197-09	9
35.56	40.56	-3086	-08	8
30.48	35.48	-3076	-07	7
25.4	30.4	-3066	-06	6
20.32	25.32	-3056	-05	5
15.24	20.24	-3046	-04	4
10.16	15.16	-3036	-03	3
5.08	10.08	10-01-3026	5197-02	2
B	A	EDP. NO.	ENG. NO.	NO. OF CRIS.

角度 ANGLE	±3°				
30以上 OVER	+0.3				
10以上 30未満 OVER	+0.25				
10未満 UNDER	+0.2				
一般公差 GENERAL TOLERANCES		記号 LTR	変更内容 REVISION RECORD	DR. CHK.	日付 DATE

材料 MATERIAL	ナイロン66, UL94V-2 NYLON66, UL94V-2	MOLEX-JAPAN CO.,LTD. 日本モレックス株式会社
仕上げ FINISH	—	
適用電線範囲 WIRE RANGE	—	REVISE ONLY ON CAD SYSTEM
被覆外径 INS. RANGE	—	TITLE 名称
DRAWN BY '96/05/24 M.TANAKA REDRAWN (JC70474) M.F. APP'D BY '96/05/24 M.ENOMOTO		CHK'D BY '96/05/24 M.FUKUSHIMA
尺度 SCALE 4 : 1		DWG. NO. SD-5197-N
		REV G