

KEY FEATURES

- Switching Power Module for PCB Mountable
- Fully Encapsulated Plastic Case
- Regulated Output and Low Ripple and Noise
- Small Size as ANC 15Watt with 50Watt Higher Power
- Screw Terminal For Optional
- CE, UL Approval (Pending)
- 3-Years Product Warranty

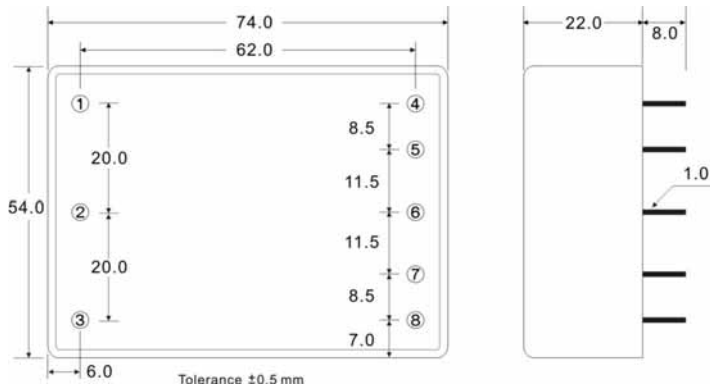

ELECTRICAL SPECIFICATIONS

Model No. (Single Output)	ANC50-5S	ANC50-9S	ANC50-12S	ANC50-15S	ANC50-18S	ANC50-24S	ANC50-48S	
Max Output Wattage (W)	40W	40W	50W	50W	50W	50W	50W	
Input	Voltage							90-264 VAC or 120-370 VDC
	Frequency (Hz)							47-63 Hz
	Current (Full load)							1100 mA max. (115 VAC) / 600 mA max. (230 VAC)
	Inrush Current (<2ms)							30 A max. (115 VAC) / 50 A max. (230 VAC)
	Leakage Current							0.75 mA max.
	External Fuse (recommend)							3.15 A slow blow type
Output	Voltage (V.DC.)	5V	9V	12V	15V	18V	24V	48V
	Voltage Accuracy	±2%						
	Current (mA) max	8000	4440	4167	3333	2780	2083	1040
	Line Regulation (LL-HL) (typ.)	±1%						
	Load Regulation (5-100%) (typ.)	±1%						
	Minimum Load	0%						
	Maximum Capacitive Load	80000 uF	30000uF	20000 uF	18000 uF	10000uF	6000 uF	470uF
	Ripple & Noise	100mV	100mV	120mV	150mV	180mV	240mV	480mV
	Efficiency (at 230 VAC)	86%	89%	90%	90%	90%	89%	89%
	Hold-up Time	12 ms min.						
Protection	Switching Frequency							40~75 kHz
	Over Power Protection							Hiccup technique, auto-recovery
	Over Voltage Protection							Zener diode clamp
Isolation	Short Circuit Protection							Hiccup mode, indefinite (automatic recovery)
	Input-Output (V.AC)							3000V
	Input-FG (V.AC)							1500V
Environment	Output-FG (V.AC)							500V
	Operating Temperature							-25°C...+70°C (with derating)
	Storage Temperature							-25°C...+85°C
	Temperature Coefficient							±0.02%/°C
	Humidity							95% RH
Physical	MTBF							>200,000 h @ 25°C (MIL-HDBK-217F)
	Dimension (L x W x H)							2.91 x 2.13 x 0.87 Inches (74.0 x 54.0 x 22.0 mm) Tolerance ±0.5 mm
	Case Material							Plastic resin with Fiberglass (flammability to UL 94V-0)
	Weight							158 g
Safety	Cooling Method							Free air convection
	Agency Approvals							CE, UL/cUL (Pending)
EMC	EMI (Conducted & Radiated Emission)							EN 55022 (Pending)
	EMS (Noise Immunity)							EN 55024 (Pending)

1.All specifications valid at normal input voltage, full load and +25°C after warm-up time unless otherwise stated.

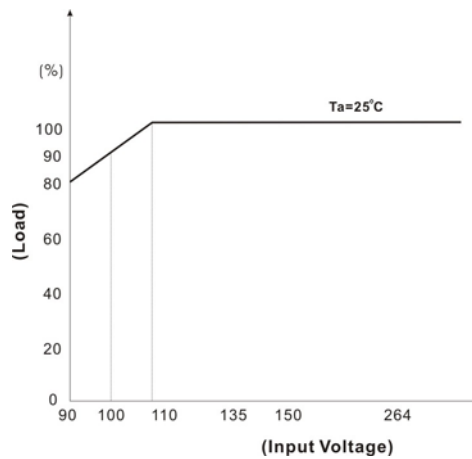
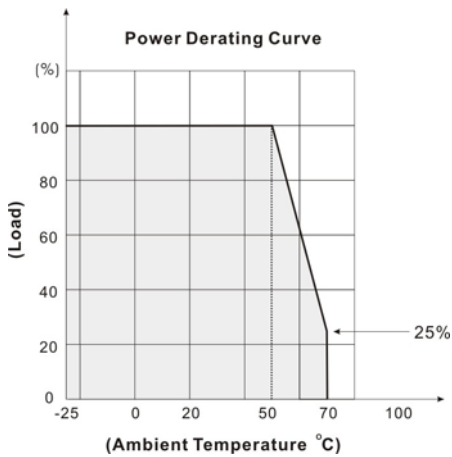
2.Ripple & Noise are measured at 20MHz of bandwidth with 0.1UF & 47UF parallel capacitor.

MECHANICAL DIMENSION (Top View)



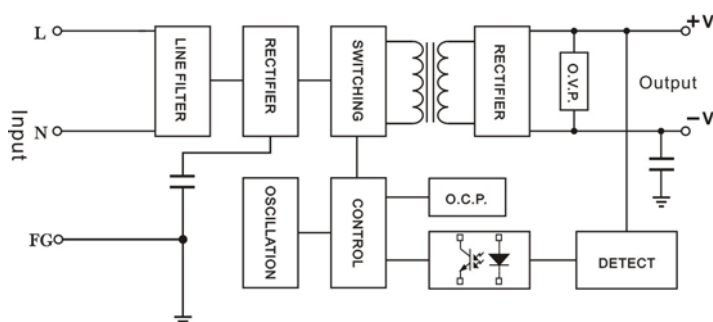
PIN#	SINGLE
1	FG
2	AC IN (N)
3	AC IN (L)
4	NO PIN
5	-DC OUT
6	NO PIN
7	+DC OUT
8	NO PIN

DERATING



BLOCK DIAGRAM

Single Output

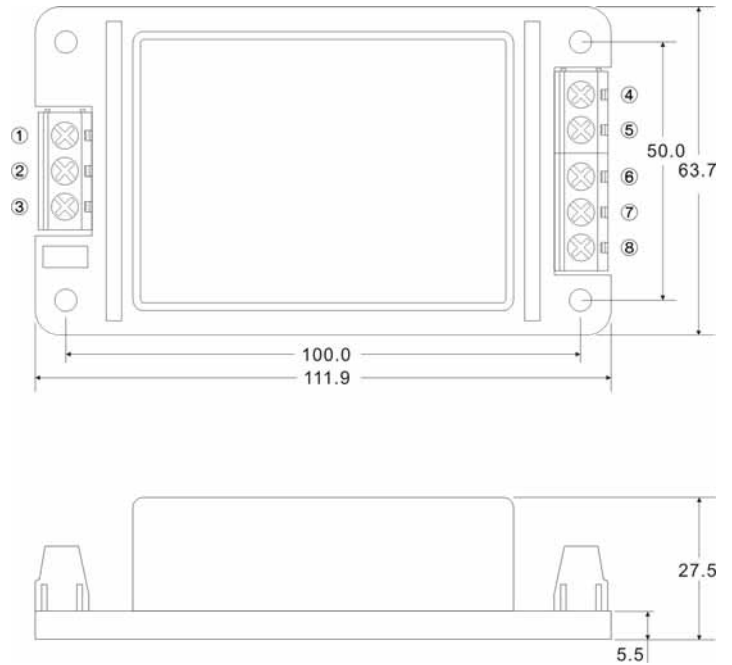


SCREW TERMINAL

ANC50-A2



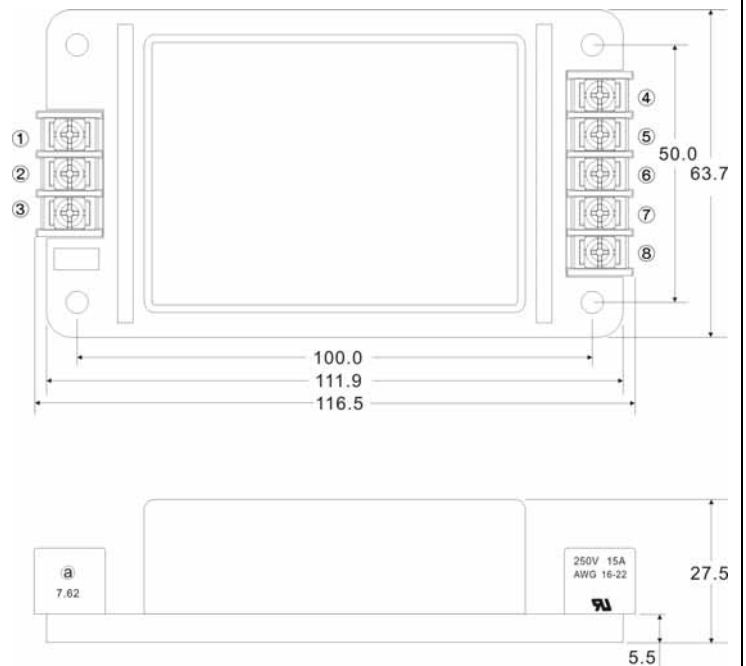
PIN#	Single
1	FG
2	AC IN (N)
3	AC IN (L)
4	NO CONNECT
5	-DC OUT
6	NO CONNECT
7	+DC OUT
8	NO CONNECT



ANC50-A5



PIN#	Single
1	FG
2	AC IN (N)
3	AC IN (L)
4	NO CONNECT
5	-DC OUT
6	NO CONNECT
7	+DC OUT
8	NO CONNECT

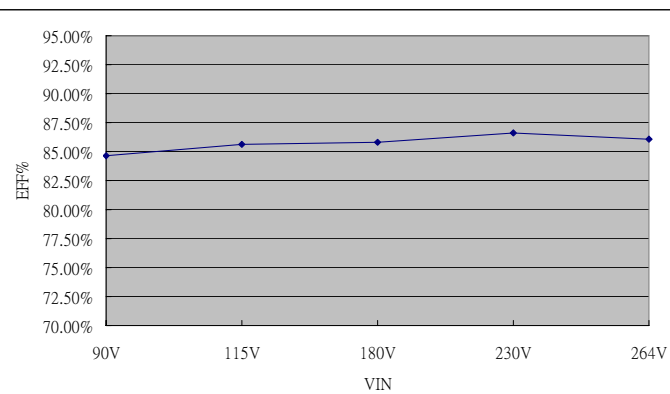


EFFICIENCY VERSUS LOAD

ANC50-5S

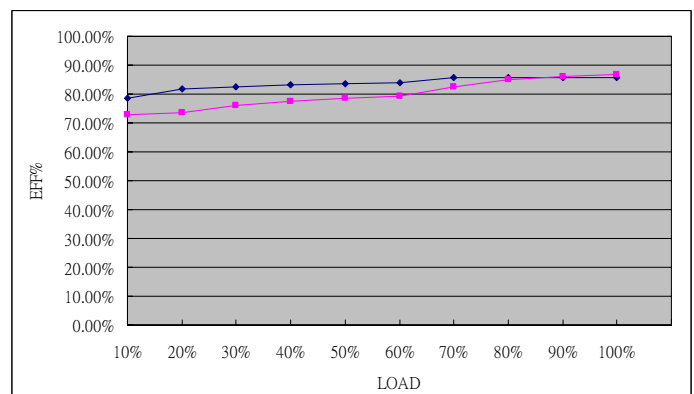
VIN VS Efficiency

Input Voltage (V)	90	115	180	230	264
Efficiency (%)	84.60	85.60	85.83	86.63	86.05



LOAD VS Efficiency

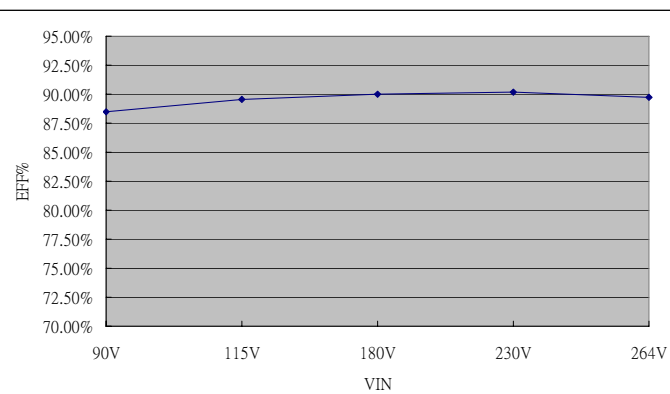
Load (%)	10	20	30	40	50
115V (%)	78.74	81.95	82.52	83.06	83.50
230V (%)	73.01	73.68	76.25	77.44	78.58
Load (%)	60	70	80	90	100
115V (%)	84.08	85.79	85.79	85.71	85.60
230V (%)	79.36	82.51	85.10	85.91	86.63



ANC50-9S

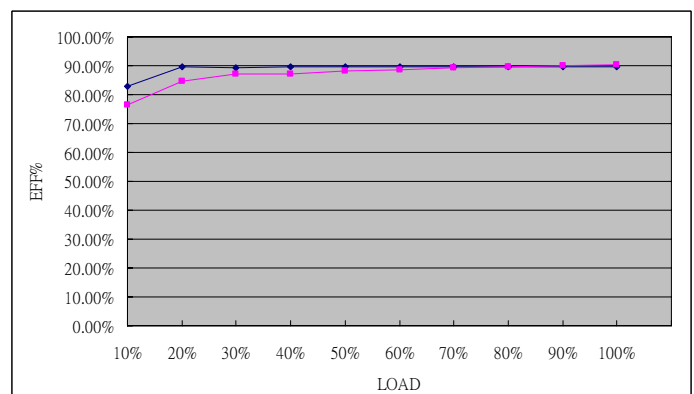
VIN VS Efficiency

Input Voltage (V)	90	115	180	230	264
Efficiency (%)	88.51	89.59	89.99	90.19	89.69



LOAD VS Efficiency

Load (%)	10	20	30	40	50
115V (%)	82.95	89.49	89.15	89.49	89.69
230V (%)	76.57	84.78	87.22	87.07	88.11
Load (%)	60	70	80	90	100
115V (%)	89.82	89.61	89.64	89.50	89.59
230V (%)	88.50	89.35	89.64	89.95	90.19



EFFICIENCY VERSUS LOAD

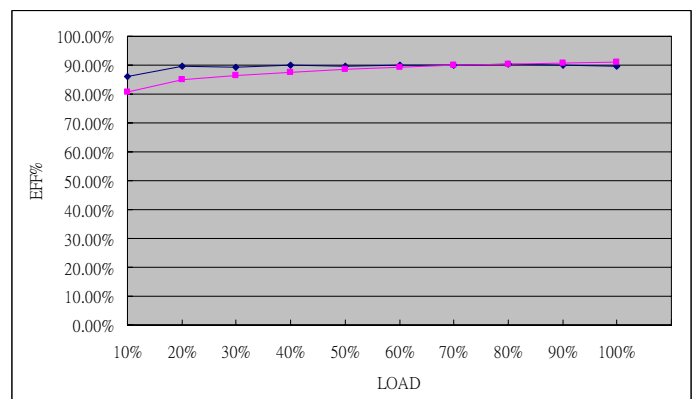
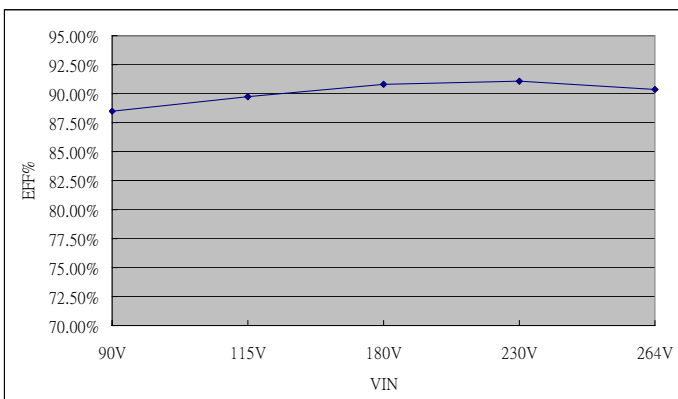
ANC50-12S

VIN VS Efficiency

Input Voltage (V)	90	115	180	230	264
Efficiency (%)	88.45	89.73	90.78	91.05	90.36

LOAD VS Efficiency

Load (%)	10	20	30	40	50
115V (%)	86.06	89.59	89.42	89.99	89.73
230V (%)	80.60	85.03	86.35	87.63	88.47
Load (%)	60	70	80	90	100
115V (%)	90.14	90.13	90.19	89.99	89.73
230V (%)	89.34	89.90	90.39	90.72	91.05



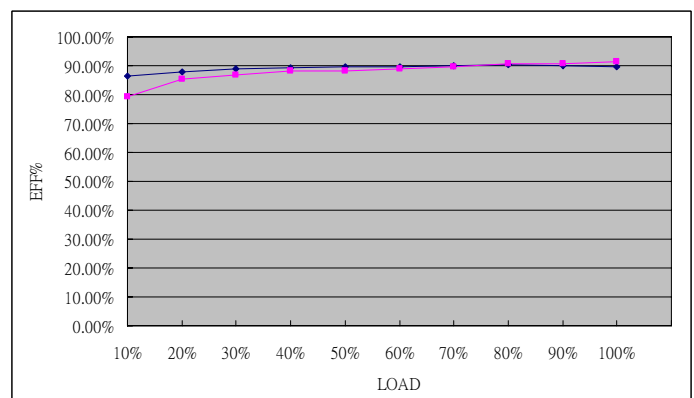
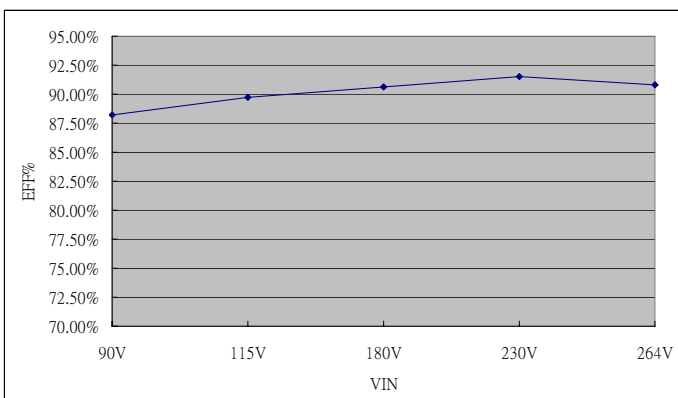
ANC50-15S

VIN VS Efficiency

Input Voltage (V)	90	115	180	230	264
Efficiency (%)	88.17	89.69	90.60	91.51	90.84

LOAD VS Efficiency

Load (%)	10	20	30	40	50
115V (%)	86.26	87.80	88.86	89.46	89.56
230V (%)	79.30	85.51	86.77	88.25	88.29
Load (%)	60	70	80	90	100
115V (%)	89.75	89.94	90.28	90.12	89.69
230V (%)	89.01	89.47	90.69	90.85	91.51

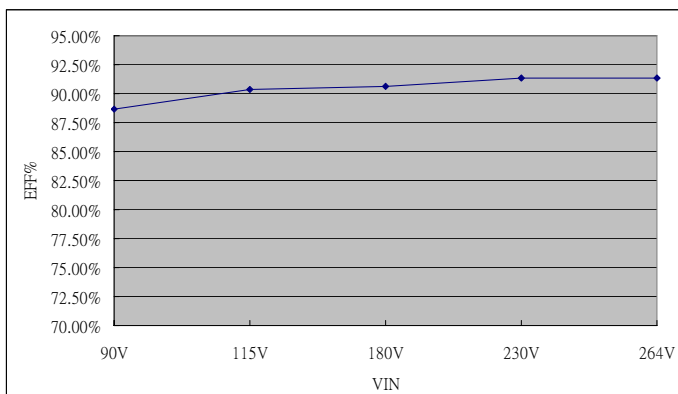


EFFICIENCY VERSUS LOAD

ANC50-18S

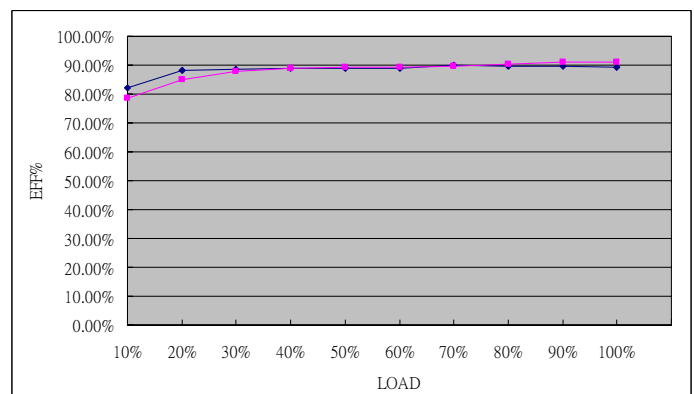
VIN VS Efficiency

Input Voltage (V)	90	115	180	230	264
Efficiency (%)	88.70	90.37	90.64	91.36	91.30



LOAD VS Efficiency

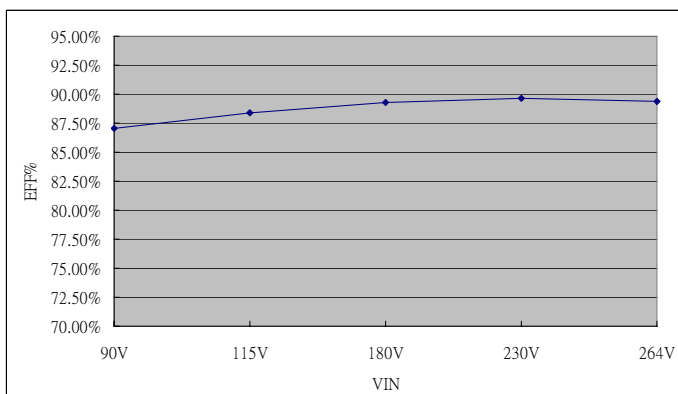
Load (%)	10	20	30	40	50
115V (%)	82.30	88.04	88.58	88.80	88.96
230V (%)	78.44	85.01	88.00	88.80	89.27
Load (%)	60	70	80	90	100
115V (%)	89.06	89.83	89.60	89.78	89.43
230V (%)	89.40	89.60	90.20	91.06	91.07



ANC50-24S

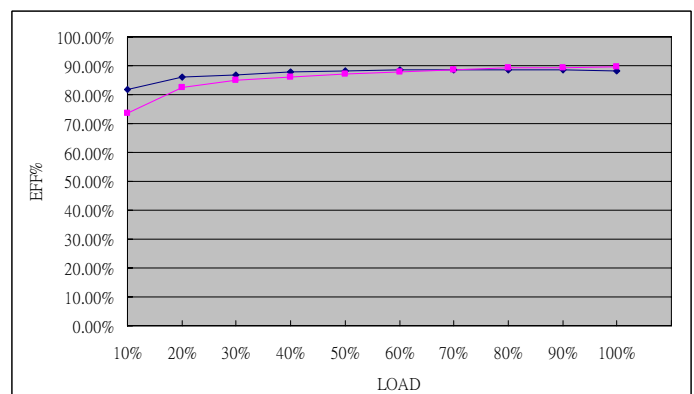
VIN VS Efficiency

Input Voltage (V)	90	115	180	230	264
Efficiency (%)	87.04	88.38	89.29	89.61	89.41



LOAD VS Efficiency

Load (%)	10	20	30	40	50
115V (%)	81.76	85.92	86.90	87.81	88.04
230V (%)	73.46	82.42	84.96	85.95	87.13
Load (%)	60	70	80	90	100
115V (%)	88.41	88.52	88.74	88.41	88.38
230V (%)	87.69	88.52	89.13	89.46	89.61

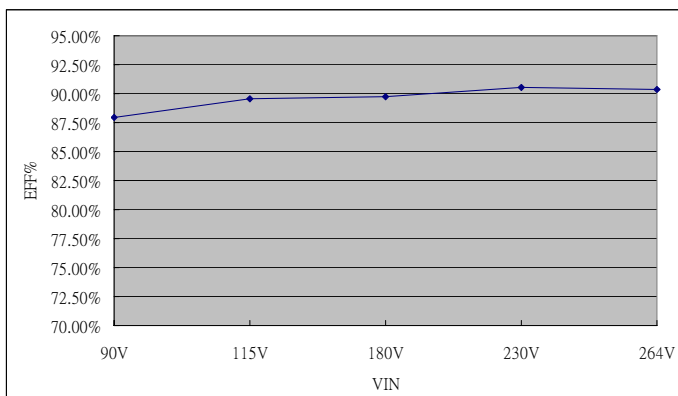


EFFICIENCY VERSUS LOAD

ANC50-48S

VIN VS Efficiency

Input Voltage (V)	90	115	180	230	264
Efficiency (%)	87.97	89.55	89.75	90.53	90.33



LOAD VS Efficiency

Load (%)	10	20	30	40	50	
115V (%)	81.28	86.13	88.02	89.92	89.51	
230V (%)	76.12	83.27	86.47	88.72	88.28	
Load (%)	60	70	80	90	100	
115V (%)	89.80	89.72	89.69	89.63	89.55	
230V (%)	89.29	89.93	90.27	90.32	90.53	

