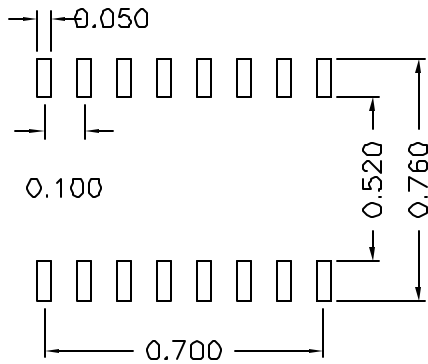
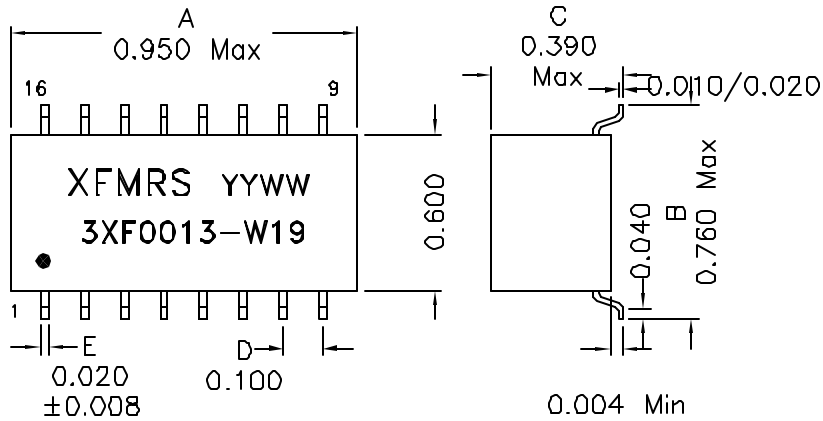


1. Dimensions:



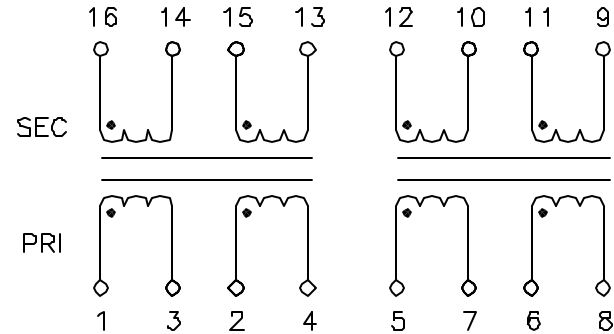
SUGGESTED PCB LAYOUT

Notes:

1. Solderability: Leads shall meet MIL-STD-202G, Method 208H for solderability.
2. Flammability: UL94V-0
3. ASTM oxygen index: > 28%
4. Insulation System: Class F 155°C. UL file E151556
5. Operating Temperature Range: All listed parameters are to be within tolerance from -40°C to +85°C
6. Storage Temperature Range: -55°C to +125°C
7. Aqueous wash compatible
8. SMD Lead Coplanarity: ±0.004"(0.102mm)
9. Electrical and mechanical specifications 100% tested
10. RoHS Compliant Component

DOC. REV A/2

2. Schematic:



2. Electrical Specifications @25°C

TURN RATIO: P1-3-2-4:P16-14-15-13 1CS:1CS ±2%

TURN RATIO: P5-7-6-8:P12-10-11-9 1CS:1CS ±2%

OCL: P1-4, P5-8 1.2 mH Min @100KHz 0.1V

Tie P3-2 P7-6

LL: P1-4, 5-8 0.60uH Max @100KHz 0.1V Short Secs

CW/W: 30pF Max @100KHz 0.1V Pri to Sec

DCR: P1-3, 2-4, 5-7, 6-8 0.70 Ohms Max

DCR: P16-14, 15-13, 12-10, 11-9 0.70 Ohms Max

HIPOT: 2000VAC Pri to Sec

PROPRIETARY

Document is the property of XFMRS Group & is not allowed to be duplicated without authorization.

XFMRS Inc www.XFMRS.com		Title: SMD TRANSFORMER FOR ISDN S-INTERFACE		
UNLESS OTHERWISE SPECIFIED TOLERANCES: .xxx ±0.010 Dimensions in Inch SHEET 1 OF 2	P/N: 3XF0013-W19		REV. A	
	DWN.	Juan Mao	Dec-14-06	
	CHK.	YK Liao	Dec-14-06	
	APP.	BW	Dec-14-06	