

## GSM Cavity Diplexer

### ► Applications

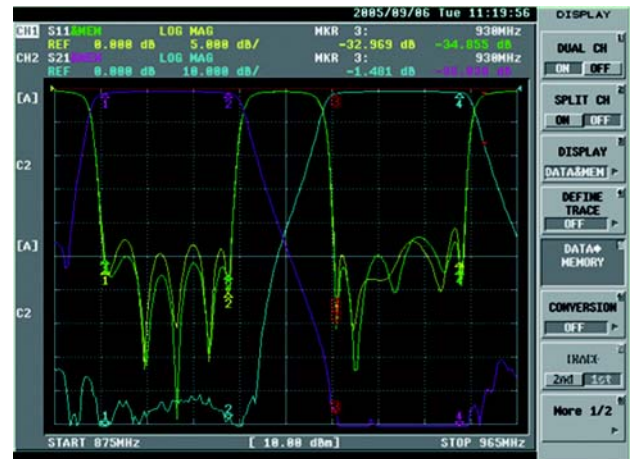
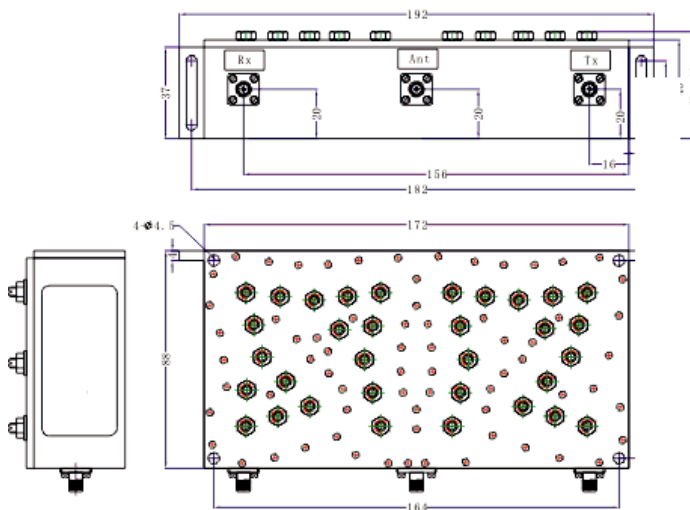
- Special for GSM Repeater

### ► Features

- High “Q”, Low Insertion Loss
- Symmetric Pseudo Elliptic Designs, High Selectivity,  
9.5dB Minimum 3.5MHz From Passband Edges
- Custom Designs Available

### ► Technical Specifications

P/N	JXMBSG-T-G24-01-C	
	Rx	Tx
Frequency Range	885-909MHz	930-954MHz
Insertion Loss	≤1.7dB	≤1.7dB
Ripple in band	≤1dB	≤1dB
Return Loss	≥20dB	≥20dB
ANT Port Return Loss	≥20dB	≥20dB
Rejection	≥90dB@DC-840MHz	≥90dB@DC-885MHz
	≥50dB@840-865MHz	≥30dB@909-921.5MHz
	≥30dB@865-878MHz	≥9.5dB@921.5-926.5MHz
	≥9.5dB@878-881.5MHz	≥9.5dB@957.5-962.5MHz
	≥9.5dB@912.5-917.5MHz	≥30dB@962.5-974MHz
	≥30dB@917.5-930MHz	≥50dB@974-999MHz
	≥90dB@954-2170MHz	≥90dB@999-2170MHz
Sending and Receiving Isolation	90dB	
Port Connector	SMA-Female	
Size	192 x 88 x 48mm(Including Screw)	




## GSM Cavity Diplexer

### ► Applications

- GSM Repeater, Trunk AMP

### ► Features

- High “Q”, Low Insertion Loss
- Tchebyshev Prototype & Symmetric Pseudo Elliptic Designs, High Selectivity, High Selectivity, 80dB Minimum Isolation
- Coaxial Cavity Housing or Comb Structure
- Custom Designs Available



### ► Technical Specifications

P/N	JXMBSG-T-G6-01-C	JXMBSG-T-G6-02-C
Frequency Range	Rx: 909-915MHz Tx: 954-960MHz	Rx: 909-915MHz Tx: 954-960MHz
Insertion Loss	1.0dB max; 0.7dB typical	1.9dB max; 1.5dB typical
Ripple in band	≤0.5dB	≤0.6dB
Return Loss	≥20dB	≥20dB
Isolation	≥80dB	≥90dB
Rejection	≥26dB@fo±21MHz	≥90dB@Rx to Tx
	≥55dB@ fo±26MHz	≥90dB@Rx to Tx
Power Handling	100W	50W
Port Connector	SMA-Female	
Surface Color	Black	

