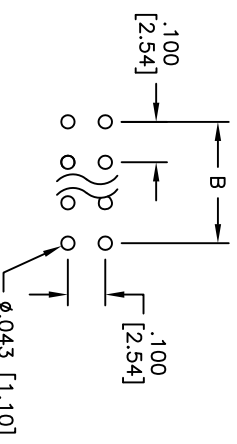
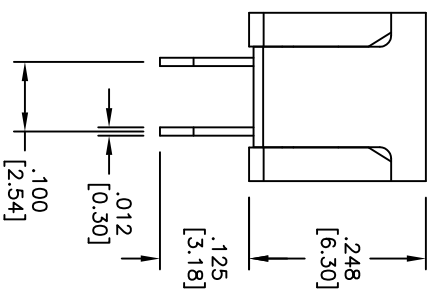
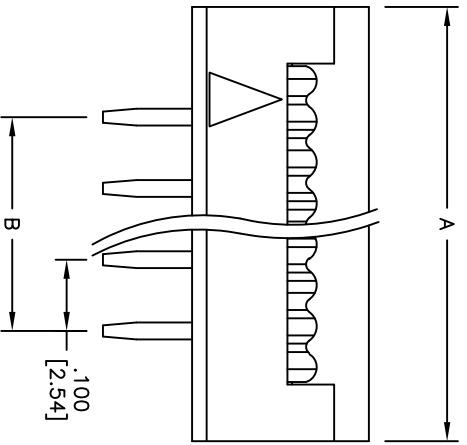
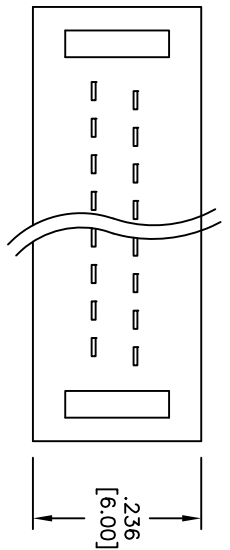


Rev	AWO #	Description	Date	Appr
-		RELEASED	10/13/10	

APPROVED: _____

DATE: _____ TITLE: _____



RECOMMENDED PCB LAYOUT

Positions: 6 thru 20, 24, 26 thru 30, 34, 36, 40, 50, 60, & 64
 A = .100 [2.54] x No. of Positions per Row + .315 [7.99]
 B = .100 [2.54] x No. of Spaces

SPECIFICATIONS:

Material:

Insulator: PBT, glass reinforced, rated UL 94V-0

Insulator color: Black

Contacts: Brass

Plating:

Gold flash over Nickel underplate overall

Electrical:

Operating voltage: 250 VAC max.

Current rating: 1 Amp max.

Contact resistance: 30 mohms max. initial

Insulation resistance: 1,000 Mohms min @ 500 VDC.

Dielectric withstanding voltage: 500 VAC for 1 minute

Temperature Rating:

Operating temperature: -40°C to +105°C

Environmental:

Lead free, RoHS compliant

Recommended soldering temp: 235°C for 5 seconds

ADAM TECH

909 Railway Avenue, Union, NJ 07083
 Phone: 908-687-5000 Fax: 908-687-5710

.100 [2.54] DIP PLUG, GOLD PLATED

UNLESS OTHERWISE SPECIFIED ALL DIMENSIONS ARE INCHES [MM]	
TOLERANCES: EXCEPT AS NOTED	
INCHES	HOLES
.X ± .10	ØX ± .10
.XX ± .020	ØXXX ± .015
.XXX ± .015	ØXXX ± .010
APPROVALS	
DRAWN AY	DATE 10/13/10
CHECKED AW	DATE 10/13/10
APPROVED	

TITLE	.100 [2.54] DIP PLUG, GOLD PLATED	
SIZE	PART NO.	FTRL-XX-G
REF: S00087T	SCALE: NTS	SHEET 1 OF 1

