

118F Sockets

RELAY SOCKETS



Features


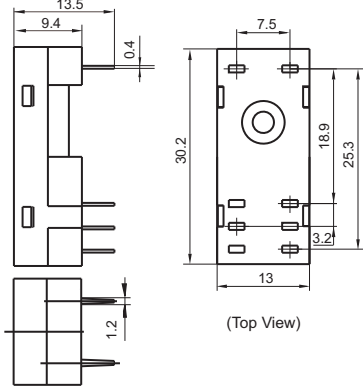
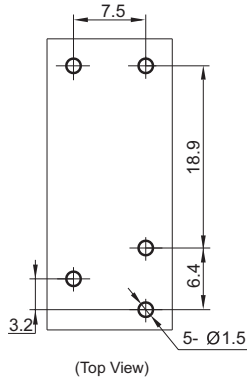

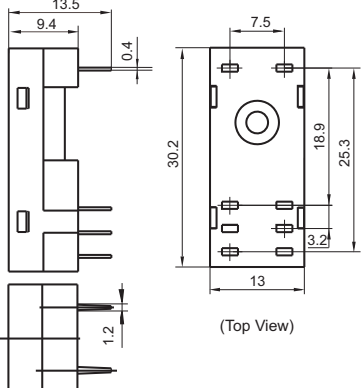
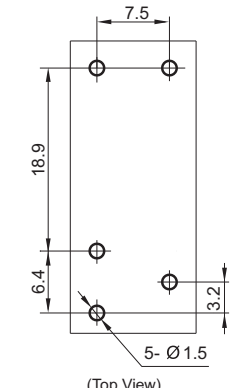
- The dielectric strength can reach 5000VAC and the insulation resistance is 1000MΩ
- Two mounting types are available: PCB and screw mounting.
- Applicable relay types: HF118F
- Environmental friendly product (RoHS compliant)

CHARACTERISTICS

| Type | Nominal Voltage | Nominal Current | Ambient Temperature | Dielectric Strength min. |
|--------------|-----------------|-----------------|---------------------|--------------------------|
| 118F-1Z-A1-1 | 250VAC | 10A | -40 °C to 70°C | 5000VAC |
| 118F-1Z-A1-2 | 250VAC | 10A | -40 °C to 70°C | 5000VAC |
| 118F-2Z-A1 | 250VAC | 10A | -40 °C to 70°C | 5000VAC |

OUTLINE DIMENSIONS, WIRING DIAGRAM AND PC BOARD LAYOUT

Unit: mm

| Socket | Outline Dimensions | Wiring Diagram | Accessory Available |
|---|---|--|--|
| <p>118F-1Z-A1-1</p>  <p>PCB terminal, PCB or Screw mounting Applicable for HF118F 1 type</p> |  <p>(Top View)</p> |  <p>(Top View)</p> | <p>* metallic retainer 118F-H1</p> |
| <p>118F-1Z-A1-2</p>  <p>PCB terminal, PCB or Screw mounting Applicable for HF118F 2 type</p> |  <p>(Top View)</p> |  <p>(Top View)</p> | <p>* metallic retainer 118F-H1</p> |




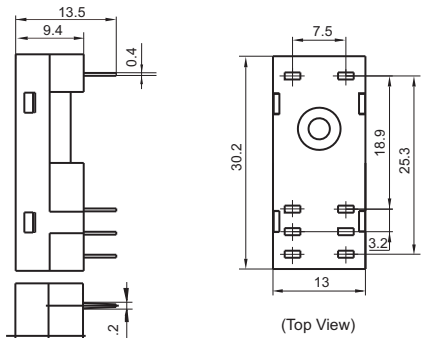
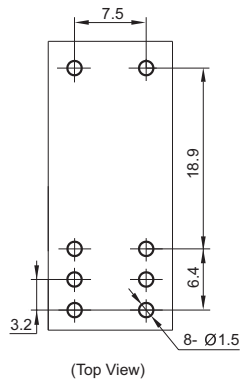
HONGFA RELAY

ISO9001, ISO/TS16949, ISO14001, OHSAS18001, IECQ QC 080000 CERTIFIED

2014 Rev. 1.00

OUTLINE DIMENSIONS, WIRING DIAGRAM AND PC BOARD LAYOUT

Unit: mm

| Socket | Outline Dimensions | Wiring Diagram | Accessory Available |
|---|---|--|--|
| <p>118F-2Z-A1</p>  <p>PCB terminal, PCB or Screw mounting Applicable for HF118F 3 and 4 type</p> |  <p>(Top View)</p> |  <p>(Top View)</p> | <p>* metallic retainer 118F-H1</p> |

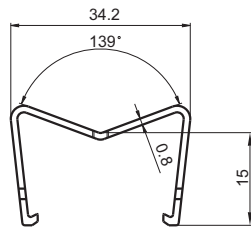
Notes: * If need accesscry,please order with type.

DIMENSION OF RELATED ACCESSORY (AVAILABLE)

Unit: mm

Retainer

118F-H1(metallic retainer)



Things to be noticed when selecting sockets:

1. Please choose suitable relay socket according to the actual mounting environment, relay contact poles and terminal layout. If there is any query on selection, please contact Hongfa for the technical service.
2. As for related components, they should be selected separately. Please do give clear indication of the types of relay sockets and related components you choose while placing order.

Disclaimer

This datasheet is for the customers' reference. All the specifications are subject to change without notice.

We could not evaluate all the performance and all the parameters for every possible application. Thus the user should be in a right position to choose the suitable product for their own application. If there is any query, please contact Hongfa for the technical service. However, it is the user's responsibility to determine which product should be used only.

© Xiamen Hongfa Electroacoustic Co., Ltd. All rights of Hongfa are reserved.