

## Hybrid cable - NBC-M12MRY/2,0-94H/M12FRY - 1057783


Please be informed that the data shown in this PDF Document is generated from our Online Catalog. Please find the complete data in the user's documentation. Our General Terms of Use for Downloads are valid (<http://phoenixcontact.com/download>)



Hybrid cable, Ethernet hybrid CAT5 (100 Mbps), 8-position, PUR halogen-free, black RAL 9005, shielded (Advanced Shielding Technology), Plug angled M12 / IP65/IP67, coding: Y, on Socket angled M12 / IP65/IP67, coding: Y, cable length: 2 m, Power with Ethernet (PWE)



### Key Commercial Data

Packing unit	1
GTIN	 4 055626 702223
GTIN	4055626702223
Custom tariff number	85444290

### Technical data

#### Dimensions

Length of cable	2 m
-----------------	-----

#### Ambient conditions

Degree of protection	IP65
	IP67

#### General data

Rated current at 40°C	6 A (Power)
	0.5 A (Data)
Rated voltage	48 V AC (Power and data)
	50 V DC (Power and data)
Number of positions	8
Signal type/category	Ethernet hybrid CAT5 (IEC 11801), 100 Mbps
Standards/regulations	M12 connector IEC 61076-2-113

## Hybrid cable - NBC-M12MRY/2,0-94H/M12FRY - 1057783

### Technical data

#### General data

Contact material	CuZn
Contact carrier material	PA 6.6
Contact surface material	Ni/Au
Transmission characteristics (category)	CAT5
Transmission speed	100 Mbps

#### Standards and Regulations

Standards/specifications	M12 connector IEC 61076-2-113
--------------------------	-------------------------------

#### Cable

Cable type	Ethernet hybrid
Cable type (abbreviation)	94H
UL AWM style	20233 (80°C/300 V)
Signal type/category	Ethernet hybrid CAT5 (IEC 11801), 100 Mbps
Cable structure	1x4x AWG 26+1x4x AWG 18
Conductor cross section	4x 0.15 mm <sup>2</sup> (Data)
	4x 0.85 mm <sup>2</sup> (Power)
AWG signal line	26
AWG power supply	18
Conductor structure signal line	19x 0.10 mm
Conductor structure, voltage supply	19x 0.20 mm
Core diameter including insulation	1.05 mm (Data)
	1.4 mm (Power)
Wire colors	White/orange, orange, white/green, green, white, blue, brown, black
Overall twist	1 star quad and 4 wires with 2 fillers
Shielding	Tinned copper braided shield
Optical shield covering	85 %
External sheath, color	black RAL 9005
External cable diameter D	8.8 mm ±0.2 mm
Minimum bending radius, fixed installation	4 x D
Minimum bending radius, flexible installation	8 x D
Number of bending cycles	2000000
Minimum bending radius, drag chain applications	15 x D
Traversing path	4.5 m
Traversing rate	3 m/s
Acceleration	3 m/s <sup>2</sup>
Tensile strength GRP	85 N (in accordance with DIN EN 50565-1 for flexible installation)
	295 N (in accordance with DIN EN 50565-1 for fixed installation)

## Hybrid cable - NBC-M12MRY/2,0-94H/M12FRY - 1057783

### Technical data

#### Cable

Outer sheath, material	PUR
Material conductor insulation	PP (Data)
	PP (Power)
Conductor material	Bare Cu litz wires
Insulation resistance	$\geq 5 \text{ G}\Omega\cdot\text{km}$
Loop resistance	$\leq 280.00 \text{ }\Omega/\text{km}$ (Data)
	$\leq 45.00 \text{ }\Omega/\text{km}$ (Power)
Working capacitance	nom. 50 nF (per kilometer)
Wave impedance	$100 \text{ }\Omega \pm 15 \text{ }\Omega$ (4 MHz ... 100 MHz)
Near end crosstalk attenuation (NEXT)	56.3 dB (at 4 MHz)
	50.3 dB (at 10 MHz)
	47.2 dB (at 16 MHz)
	45.8 dB (at 20 MHz)
	42.9 dB (at 31.25 MHz)
	38.4 dB (at 62.5 MHz)
	35.3 dB (at 100 MHz)
Attenuation	6.2 dB (at 4 MHz)
	9.8 dB (at 10 MHz)
	12.4 dB (at 16 MHz)
	13.9 dB (at 20 MHz)
	17.6 dB (at 31.25 MHz)
	25.4 dB (at 62.5 MHz)
	32.8 dB (at 100 MHz)
Shield attenuation	$\geq 80 \text{ dB}$ (30 MHz ... 100 MHz)
Differential impedance	$100 \text{ }\Omega \pm 5 \%$ (at 100 MHz)
Nominal voltage, cable	$\leq 125 \text{ V}$ (Peak value, not for high-power applications)
Test voltage Core/Core	2000 V (50 Hz, 1 min.)
Test voltage Core/Shield	2000 V (50 Hz, 1 min.)
Special properties	Free of substances which would hinder coating with paint or varnish
	Silicone-free
Flame resistance	in accordance with UL 1581, Section 1060
	in acc. with UL 1581, section 1061
	in accordance with UL 2556, Section 9.3
Halogen-free	according to IEC 60754-1
	in accordance with DIN VDE 0472 part 815
Resistance to oil	in accordance with IEC 60811-404
	According to DIN EN 50363-10-2

# Hybrid cable - NBC-M12MRY/2,0-94H/M12FRY - 1057783

## Technical data

### Cable

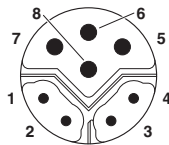
Other resistance	Low adhesion
	Hydrolysis resistance DIN EN 50396
Ambient temperature (operation)	-40 °C ... 80 °C (cable, fixed installation)
	-30 °C ... 70 °C (Cable, flexible installation)
Shielded	yes

### Environmental Product Compliance

REACH SVHC	Lead 7439-92-1
China RoHS	Environmentally Friendly Use Period = 50 years
	For details about hazardous substances go to tab "Downloads", Category "Manufacturer's declaration"

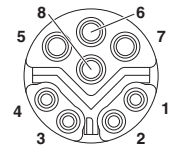
## Drawings

Schematic diagram



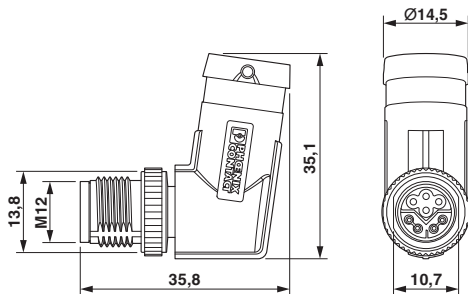
M12 hybrid plug pin assignment, 8-pos., Y-coded, pin side view

Schematic diagram



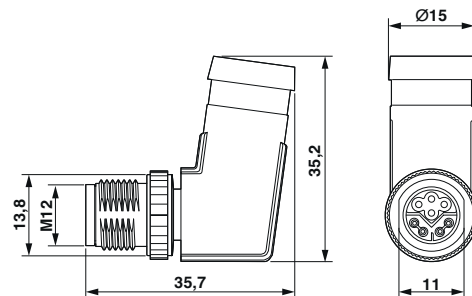
M12 hybrid plug pin assignment, 8-pos., Y-coded, socket side view

Dimensional drawing



M12 x 1 male plug, angled, shielded

Dimensional drawing



M12 x 1 socket, angled, shielded

# Hybrid cable - NBC-M12MRY/2,0-94H/M12FRY - 1057783

Cable cross section



Ethernet hybrid [94H]

## Classifications

eCl@ss

eCl@ss 10.0.1	27060308
eCl@ss 11.0	27060307
eCl@ss 9.0	27060308

ETIM

ETIM 7.0	EC001855
----------	----------

UNSPSC

UNSPSC 18.0	26121604
-------------	----------

# Hybrid cable - NBC-M12MRY/2,0-94H/M12FRY - 1057783

## Classifications

### UNSPSC

UNSPSC 19.0	26121604
UNSPSC 20.0	26121604
UNSPSC 21.0	26121604

## Approvals


### Approvals


#### Approvals


UL Listed / cUL Listed / cULus Listed

#### Ex Approvals

## Approval details

UL Listed		<a href="http://database.ul.com/cgi-bin/XYV/template/LISEXT/1FRAME/index.htm">http://database.ul.com/cgi-bin/XYV/template/LISEXT/1FRAME/index.htm</a>	FILE E 335024
Nominal voltage UN	56.5 V		
Nominal current IN	0.175 A		

cUL Listed		<a href="http://database.ul.com/cgi-bin/XYV/template/LISEXT/1FRAME/index.htm">http://database.ul.com/cgi-bin/XYV/template/LISEXT/1FRAME/index.htm</a>	FILE E 335024
Nominal voltage UN	56.5 V		
Nominal current IN	0.175 A		

cULus Listed			
--------------	---	--	--

## Accessories

### Accessories

Plug for cable screw gland

## Hybrid cable - NBC-M12MRY/2,0-94H/M12FRY - 1057783

### Accessories

Screw plug - PROT-M12 MS-PA-CHAIN - 1430899

M12 sealing cap with fixing band, for sensor cables, for free M12 sockets



### Protective cap

Sealing cap - PROT-M12 FS-PA-CHAIN - 1430873

M12 sealing cap made of plastic with fixing band, for sensor cables, for free M12 plugs



### Safety locking

Locking clip - SAC-M12-EXCLIP-M - 1558988



Locking clip for the pin side of sensor/actuator cables with M12 connector and M12 connectors for assembly, for knurl diameter: 15 mm or for Allen key with a wrench size of 14 mm, prevents the disconnection of plug-in connections without tools

---

Locking clip - SAC-M12-EXCLIP-F - 1558991



Locking clip for the socket side of sensor/actuator cables with M12 connector and M12 connectors for assembly, for knurl diameter: 15 mm or for Allen key with a wrench size of 14 mm, prevents the disconnection of plug-in connections without tools

---

### Screwdriver tools

## Hybrid cable - NBC-M12MRY/2,0-94H/M12FRY - 1057783

### Accessories

Adapter insert - TSD-M SAC-BIT ADAPTER - 1212600



Adapter bit for TSD-M...torque tools, E6.3-1/4" drive with 4 mm hexagon to accommodate SAC bits

---

Tool - SAC BIT M12-D15 - 1208432



Nut for assembling sensor/actuator cables with M12 connector and M12 connectors for assembly, with a knurl diameter of 15 mm, for 4 mm hexagonal drive

---

Torque tool

Torque screwdriver - TSD 04 SAC - 1208429



Torque screwdriver, with preset torque of 0.4 Nm and 4 mm hexagonal drive for M12 connectors

---

Torque screwdriver - TSD-M 1,2NM - 1212224



Torque screw driver, accuracy as per EN ISO 6789 standard, adjustable from 0.3 - 1.2 Nm