



IO-Link master ICE1-8IOL-G30L-V1D

- Multiprotocol-compatible
- M12 power connector
- Sturdy metallic housing
- Web-based configuration

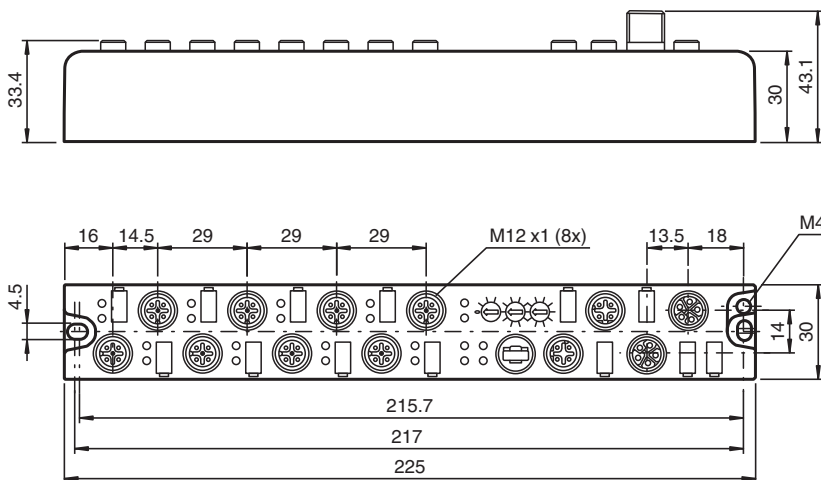
Ethernet IO-Link module with 8 inputs/outputs



Function

The module is a multiprotocol fieldbus module with 4 type A and 4 type B IO-Link master ports according to IO-Link standard V1.1. The design in fully cast metal housing is resistant to mechanical damage and due to its high degree of protection to environmental influences. The fieldbus module serves as an interface between the controller of a fieldbus system and the field level. Thanks to its multiprotocol capability, the fieldbus module supports the Ethernet communication protocols PROFINET and EtherNet/IP. An L-coded M12 connector plug used for supplying power enables a current rating of up to 2 x 16 A. The inputs and outputs are equipped with A-coded M12 connector plugs. Connection to the fieldbus is achieved using a D-coded M12 connector plug. The communication protocols are configured either manually via a rotary switch or automatically. Status information for each channel is displayed via LEDs as a diagnostic function. An integrated web server enables access to the fieldbus module. Information regarding the status of the module is also displayed and network parameters such as the IP address and subnet mask can be configured.

Dimensions



Release date: 2021-07-20 Date of issue: 2021-07-20 Filename: 70101643_eng.pdf

Refer to "General Notes Relating to Pepperl+Fuchs Product Information".

Pepperl+Fuchs Group
www.pepperl-fuchs.com

USA: +1 330 486 0001
fa-info@us.pepperl-fuchs.com

Germany: +49 621 776 1111
fa-info@de.pepperl-fuchs.com

Singapore: +65 6779 9091
fa-info@sg.pepperl-fuchs.com

PF PEPPERL+FUCHS

Technical Data

General specifications		
UL File Number		E223772
Indicators/operating means		
LED indication		see manual
Rotary switch		Setting the fieldbus protocol
Electrical specifications		
Rated operating voltage	U_e	18 ... 30 V
Nominal voltage		24 V DC
Current consumption		typ. 180 mA
Current loading capacity		Max. 2 x 16 A per module (Loop-through current via L-coded power supply) Total current: max. 9 A per module
Galvanic isolation		between U_S and U_L
Interface 1		
Interface type		Industrial Ethernet
Physical		M12, D-coded
Protocol		PROFINET IO with media redundancy protocol (MRP) EtherNet/IP with Device Level Ring (DLR)
Transfer rate		10/100 Mbps
Inputs/Outputs		
Number/Type		4 x IO-Link Class A (X1 – X4) 4 x IO-Link Class B (X5 – X8) Configurable as: Max. 8 IO-Link and 4 digital outputs Max. 12 digital inputs Max. 8 digital inputs and 4 digital outputs short-circuit protected
Sensor supply		max. 500 mA Per port (X1 - X8) Via L+ (pin 1)
Output rated operating current	I_e	max. 500 mA Per port (X1 - X8) Via C/Q (pin 4) In addition, a maximum of 2 A per port (X5 – X8) Via U_{Aux} (pin 2)
Directive conformity		
Electromagnetic compatibility		
Directive 2014/30/EU		EN 61000-6-2:2005, EN 61000-6-4:2007+A1:2011
Standard conformity		
Degree of protection		EN 60529:2000
Fieldbus standard		Type 1 according to IEC 61131-2
Emitted interference		EN 61000-6-4:2007+A1:2011
Noise immunity		EN 61000-6-2:2005
Shock resistance		EN 61131-2:2004
Ambient conditions		
Ambient temperature		-20 ... 70 °C (-4 ... 158 °F)
Storage temperature		-40 ... 70 °C (-40 ... 158 °F)
Cold start temperature		-40 °C (-40 °F)
Relative humidity		max. 95 %
Altitude		0 ... 2000 m
Shock and impact resistance		50 g, 11 ms, all axes
Vibration resistance		15 g at 5 - 500 Hz
Pollution degree		3
Mechanical specifications		
Contact elements		PA
Degree of protection		IP65/IP67/IP69K
Connection		Power Supply M12, L-coded Fieldbus M12, D-coded Inputs/Outputs M12, A-coded
Material		
Contacts		CuSn, gold-plated CuNi, gold-plated
Housing		Diecast zinc

Release date: 2021-07-20 Date of issue: 2021-07-20 Filename: 70101643_eng.pdf

Refer to "General Notes Relating to Pepperl+Fuchs Product Information".

 Pepperl+Fuchs Group
www.pepperl-fuchs.com

 USA: +1 330 486 0001
fa-info@us.pepperl-fuchs.com

 Germany: +49 621 776 1111
fa-info@de.pepperl-fuchs.com

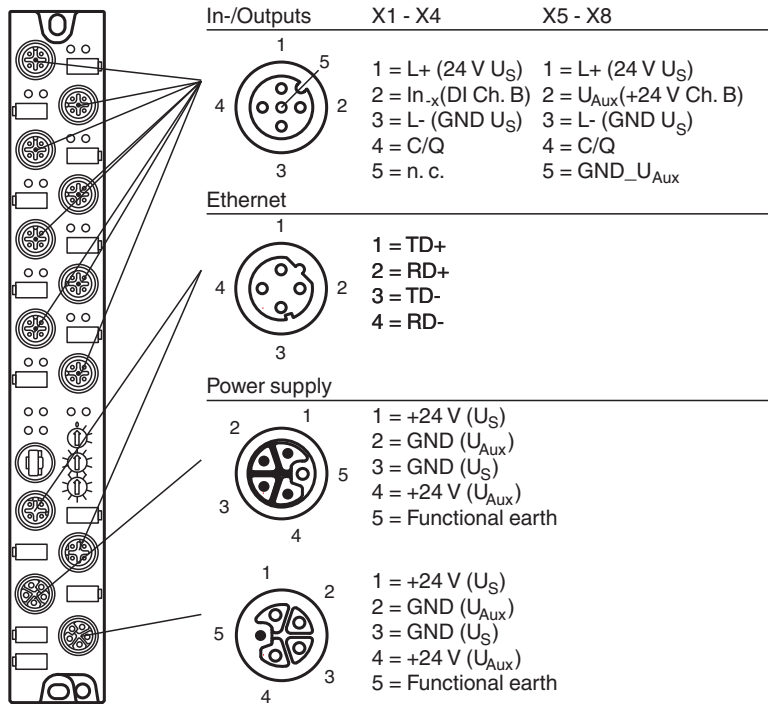
 Singapore: +65 6779 9091
fa-info@sg.pepperl-fuchs.com

 **PEPPERL+FUCHS**

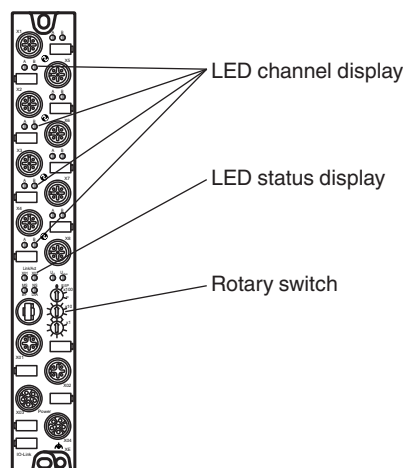
Technical Data

Seal	FKM
Mass	480 g
Tightening torque, fastening screws	1 Nm
Tightening torque, cable gland	max. 0.5 Nm
Construction type	Field housing
Tightening torque of clamping screws	0.5 Nm

Connection



Assembly



Accessories

	V15L-G-2M-PUR-U-V15L-G Cordset, M12 to M12, L-coded, 5-pin, PUR cable
--	--

Release date: 2021-07-20 Date of issue: 2021-07-20 Filename: 70101643_eng.pdf

Refer to "General Notes Relating to Pepperl+Fuchs Product Information".













Pepperl+Fuchs Group
www.pepperl-fuchs.com

USA: +1 330 486 0001
fa-info@us.pepperl-fuchs.com

Germany: +49 621 776 1111
fa-info@de.pepperl-fuchs.com

Singapore: +65 6779 9091
fa-info@sg.pepperl-fuchs.com

Accessories

	V1SD-G-2M-PUR-ABG-V45-G	Connection cable, M12 to RJ-45, PUR cable 4-pin, CAT5e
	V1SD-G-2M-PUR-ABG-V1SD-G	Ethernet bus cable, M12 to M12, PUR cable 4-pin, CAT5e
	V1SD-G-ABG-PG9	Cable connector, M12, 4-pin, D-coded, shielded, non pre-wired
	V1-G-BK1M-PUR-A-T-V1-G	Y connecting cable, M12 to 2xM12, 4-pin, PUR cable
	VAZ-V1-B3	Blind plug for M12 sockets
	V1S-T-V1	Y-Splitter, M12 connector on M12 socket/socket
	V15L-G-BK	Single-ended female cordset, M12, L-coded, field attachable
	MH V1-SCREWDRIVER	torque screwdriver (0.6 Nm)
	MH V1-BIT M12	plug-in cap M12
	ICA-10DI6DO-G60A-IO	I/O hub with IO-Link interface for 10 digital inputs and 6 digital outputs
	ICA-16DIO-G60AL-IO	I/O hub with IO-Link interface for 16 digital inputs/outputs
	V15L-G-5M-PUR-U	Single-ended female cordset, M12, L-coded, 5-pin, PUR cable