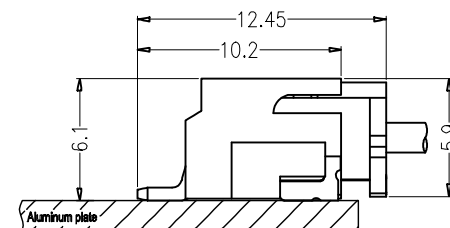
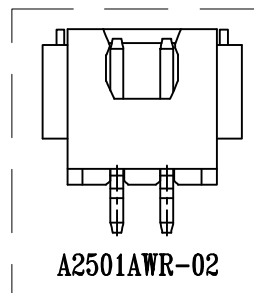
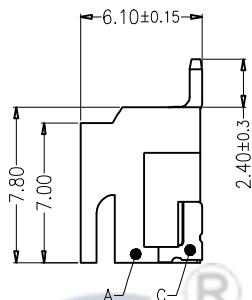
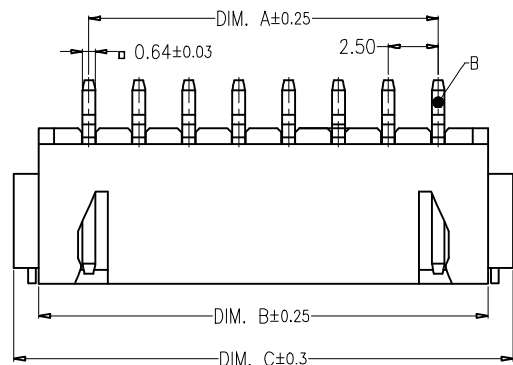
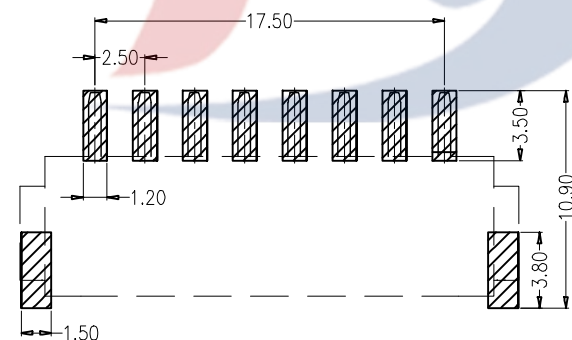
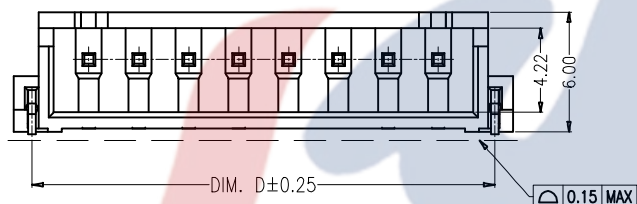


HAOYU



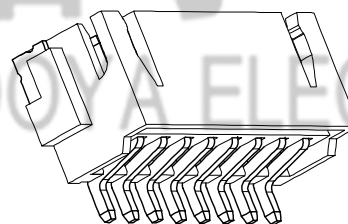
ASSEMBLY LAYOUT



Board Layout

General Tolerance: ±0.05

皓宇电子
HOOYA ELECTRONICS



Circuit	Dimensions (mm)			
	DIM. A	DIM. B	DIM. C	DIM. D
02	2.50	7.50	10.00	8.20
03	5.00	10.00	12.50	10.70
04	7.50	12.50	15.00	13.20
05	10.00	15.00	17.50	15.70
06	12.50	17.50	20.00	18.20
07	15.00	20.00	22.50	20.70
08	17.50	22.50	25.00	23.20
09	20.00	25.00	27.50	25.70
10	22.50	27.50	30.00	28.20
11	25.00	30.00	32.50	30.70
12	27.50	32.50	35.00	33.20
13	30.00	35.00	37.50	35.70
14	32.50	37.50	40.00	38.20
15	35.00	40.00	42.50	40.70
16	37.50	42.50	45.00	43.20

					TOLERANCE UNLESS SPECIFIED									
					UP TO 5mm: ±0.1	ANGULAR								
					ABOVE 5mm: ±0.2	±1°	NO	DATE	REVISIONS		BY	APPD		
3	SOLDER TAB	BRASS	2	Sn-PLATED	TITLE: XH 2.5mm connector			UNIT : MM	ROHS COMPLIANT	DWN				
2	CONTACT	BRASS	XX	Sn-PLATED	MODEL: XH2500-WT-07			SCALE: 1:1		CHK'D				
1	HOUSING	LCP(UL94V-0)	1	BEIGE	HAOYU(HONGKONG)LIMITED 皓宇(香港)有限公司							APPD		
NO.	PART NAME	MATERIAL	QTY	FINISHING								PRO.AGL:		