

# Logic Buffered Single - Dual - Triple Independent Delay Modules

**Part Number Description** **XXXXX - XXX X**

74ACT -- ACMDL  
ACM2D & ACM3D

74F -- FAMDL  
FAM2D & FAM3D

74LVC -- LVMDL  
LVM2D & LVM3D

Delay Per Line (ns)

**Lead Style:**  
Blank = Auto-Insertable DIP  
G = "Gull Wing" Surface Mount  
J = "J" Bend Surface Mount

**Examples:**

- FAMDL-4 = 4ns Single 74F, DIP
- ACM2D-25G = 25ns Dual ACT, G-SMD
- LVM3D-30G = 30ns Triple LVC, G-SMD

**GENERAL:** For Operating Specifications and Test Conditions refer to corresponding 5-Tap Series FAMDM, ACMDM and LVMDM except Minimum Pulse width and Supply current ratings as below. Delays specified for the Leading Edge.

**Operating Temperature Range**  
FAST/TTL ..... 0°C to +70°C  
74ACT ..... -40°C to +85°C  
74LVC ..... -40°C to +85°C

**Temp. Coefficient of Delay:**  
Single ..... 500ppm/°C typical  
Dual/Triple ..... 800ppm/°C typical

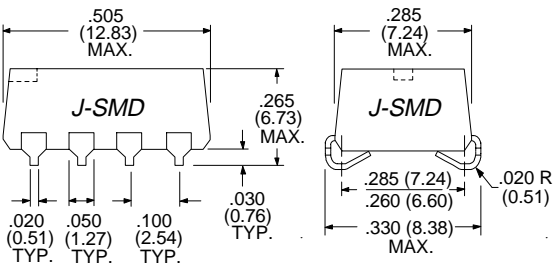
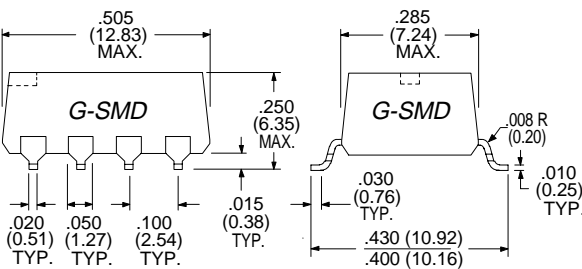
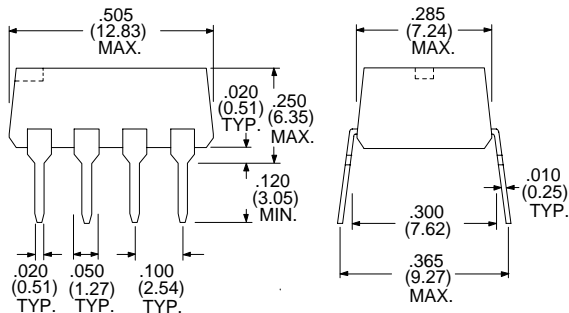
**Minimum Input Pulse Width:**  
Single ..... 40% of total delay  
Dual/Triple ..... 100% of total delay

**Supply Current, I<sub>CC</sub> :**  
FAST/TTL FAMDL ..... 25 mA typ., 48 mA max.  
FAM2D ..... 32 mA typ., 65 mA max.  
FAM3D ..... 45 mA typ., 95 mA max.

74ACT ACMDL ..... 14 mA typ., 28 mA max.  
ACM2D ..... 23 mA typ., 52 mA max.  
ACM3D ..... 34 mA typ., 75 mA max.

74LVC LVMDL ..... 10 mA typ., 30 mA max.  
LVM2D ..... 15 mA typ., 44 mA max.  
LVM3D ..... 21 mA typ., 64 mA max.

Dimensions in Inches (mm)



• **FAST / TTL** •

Electrical Specifications at 25°C

Delay (ns)	FAST Buffered		
	Single 8-Pin P/N	Dual 8-Pin P/N	Triple 8-Pin P/N
4 ± 1.00	FAMDL-4	FAM2D-4	FAM3D-4
5 ± 1.00	FAMDL-5	FAM2D-5	FAM3D-5
6 ± 1.00	FAMDL-6	FAM2D-6	FAM3D-6
7 ± 1.00	FAMDL-7	FAM2D-7	FAM3D-7
8 ± 1.00	FAMDL-8	FAM2D-8	FAM3D-8
9 ± 1.00	FAMDL-9	FAM2D-9	FAM3D-9
10 ± 1.50	FAMDL-10	FAM2D-10	FAM3D-10
12 ± 1.50	FAMDL-12	FAM2D-12	FAM3D-12
15 ± 1.50	FAMDL-15	FAM2D-15	FAM3D-15
16 ± 1.50	FAMDL-16	FAM2D-16	FAM3D-16
20 ± 2.00	FAMDL-20	FAM2D-20	FAM3D-20
25 ± 2.00	FAMDL-25	FAM2D-25	FAM3D-25
30 ± 2.00	FAMDL-30	FAM2D-30	FAM3D-30
50 ± 2.50	FAMDL-50	---	---
75 ± 3.75	FAMDL-75	---	---
100 ± 5.0	FAMDL-100	---	---

• **Advanced CMOS** •

Electrical Specifications at 25°C

Delay (ns)	74ACT Adv. CMOS		
	Single 8-Pin P/N	Dual 8-Pin P/N	Triple 8-Pin P/N
6 ± 1.00	ACMDL-6	ACM2D-6	ACM3D-6
7 ± 1.00	ACMDL-7	ACM2D-7	ACM3D-7
8 ± 1.00	ACMDL-8	ACM2D-8	ACM3D-8
9 ± 1.00	ACMDL-9	ACM2D-9	ACM3D-9
10 ± 1.50	ACMDL-10	ACM2D-10	ACM3D-10
12 ± 1.50	ACMDL-12	ACM2D-12	ACM3D-12
15 ± 1.50	ACMDL-15	ACM2D-15	ACM3D-15
16 ± 1.50	ACMDL-16	ACM2D-16	ACM3D-16
20 ± 2.00	ACMDL-20	ACM2D-20	ACM3D-20
25 ± 2.00	ACMDL-25	ACM2D-25	ACM3D-25
30 ± 2.00	ACMDL-30	ACM2D-30	ACM3D-30
50 ± 2.50	ACMDL-50	---	---
75 ± 3.75	ACMDL-75	---	---
100 ± 5.0	ACMDL-100	---	---

• **Low Voltage CMOS** •

Electrical Specifications at 25°C

Delay (ns)	Low Voltage CMOS Buffered		
	Single 8-Pin P/N	Dual 8-Pin P/N	Triple 8-Pin P/N
4 ± 1.00	LVMDL-4	LVM2D-4	LVM3D-4
5 ± 1.00	LVMDL-5	LVM2D-5	LVM3D-5
6 ± 1.00	LVMDL-6	LVM2D-6	LVM3D-6
7 ± 1.00	LVMDL-7	LVM2D-7	LVM3D-7
8 ± 1.00	LVMDL-8	LVM2D-8	LVM3D-8
9 ± 1.00	LVMDL-9	LVM2D-9	LVM3D-9
10 ± 1.50	LVMDL-10	LVM2D-10	LVM3D-10
12 ± 1.50	LVMDL-12	LVM2D-12	LVM3D-12
15 ± 1.50	LVMDL-15	LVM2D-15	LVM3D-15
16 ± 1.50	LVMDL-16	LVM2D-16	LVM3D-16
20 ± 2.00	LVMDL-20	LVM2D-20	LVM3D-20
25 ± 2.00	LVMDL-25	LVM2D-25	LVM3D-25
30 ± 2.00	LVMDL-30	LVM2D-30	LVM3D-30
50 ± 2.50	LVMDL-50	---	---
75 ± 3.75	LVMDL-75	---	---
100 ± 5.0	LVMDL-100	---	---

Specifications subject to change without notice.

For other values & Custom Designs, contact factory.

www.rhombus-ind.com • sales@rhombus-ind.com • TEL: (714) 898-0960 • FAX: (714) 896-0971