



Technical Data Sheet
2.3" 5*8 Dot Matrix Displays


ELM-2081SURWA/S530-A2

■ **Features :**

- Large emitting dot 0.2" diameter.
- Low power/high brightness.
- Pb free

■ **Descriptions :**

- The ELM-2081 series is a large emitting area(5.0mm diameter)LED sources configured in a 40 dots 5*8 matrix array.
- These devices are made with red dots and red surface.



■ **Applications :**

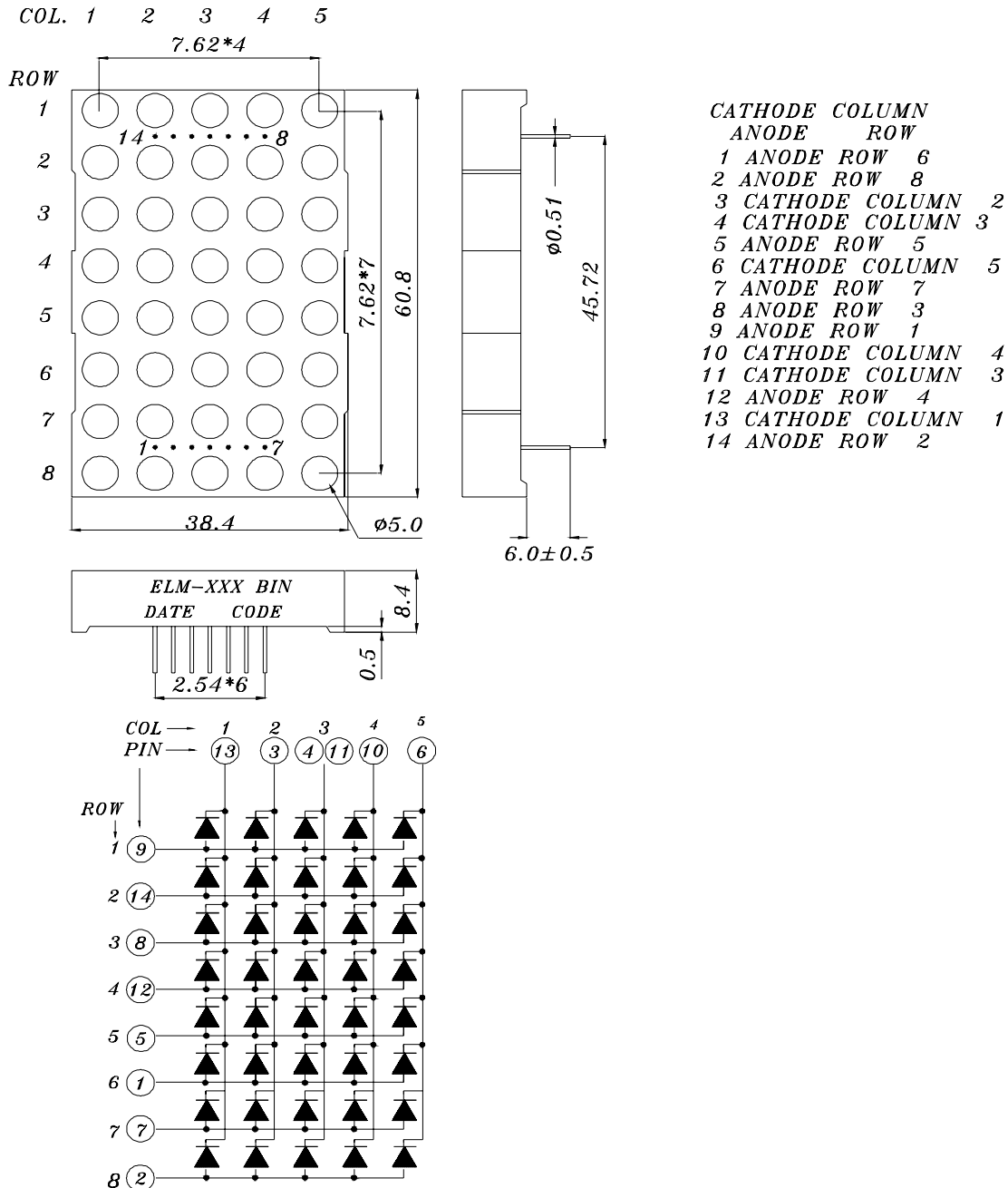
- Instrument panels
- Digital read out display

PART NO.	Chip	
	Material	Emitted Color
ELM-2081SURWA/S530-A2	AlGaInP	Hyper Red

Technical Data Sheet 2.3" 5*8 Dot Matrix Displays

ELM-2081SURWA/S530-A2

Package Dimensions



Notes: 1. All dimensions are in millimeters , tolerance is 0.25mm unless otherwise noted.

2. Above specification may be changed without notice.

Supplier will reserve authority on material change for above specification.

**Technical Data Sheet
2.3" 5*8 Dot Matrix Displays****ELM-2081SURWA/S530-A2****■ Absolute maximum ratings at Ta = 25°C :**

Parameter	Symbol	Rating	Unit
Reverse Voltage	V _R	5	V
Forward Current	I _F	25	mA
Operating Temperature	T _{opr}	-40 to +85	°C
Storage Temperature	T _{stg}	-40 to +100	°C
Soldering Temperature	T _{sol}	260 ± 5	°C
Electrostatic Discharge	ESD	2000	V
Power Dissipation	P _d	60	mW
Peak Forward Current(Duty 1/10 @ 1KHz)	I _{F(Peak)}	160	mA

■ Electronic optical characteristics :

Parameter	Symbol	Min.	Typ.	Max.	Unit	Condition
Luminous Intensity	I _v	----	4.0	----	mcd	I _F =2mA
		7.8	17.6	----	mcd	I _F =10mA
Peak Wavelength	λ _p	----	632	----	nm	I _F =20mA
Dominant Wavelength	λ _d	----	624	----	nm	I _F =20mA
Spectrum Radiation Bandwidth	Δλ	----	20	----	nm	I _F =20mA
Forward Voltage	V _F	----	2.0	2.4	V	I _F =20mA
Reverse Current	I _R	----	----	100	μA	V _R =5V

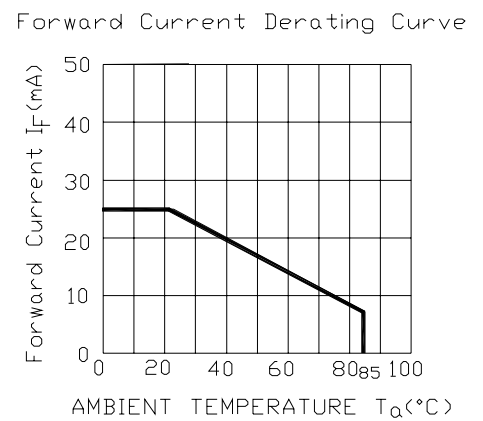
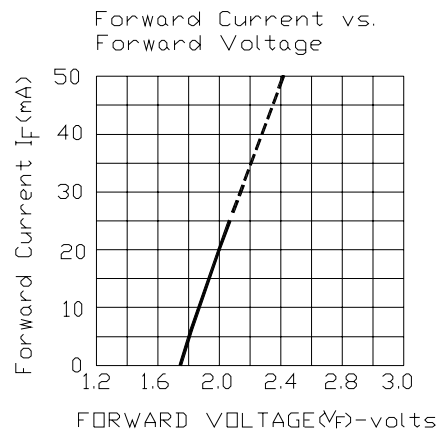
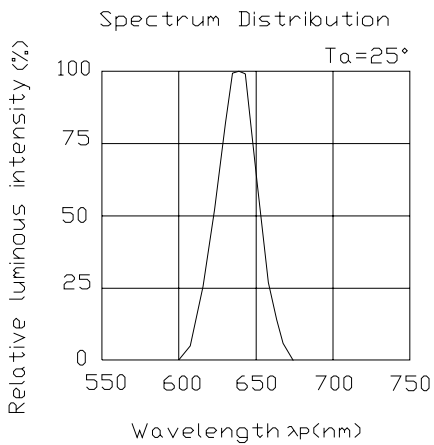


Technical Data Sheet
2.3" 5*8 Dot Matrix Displays

ELM-2081SURWA/S530-A2

■ Typical Electro-Optical Characteristic Curves:

(SUR)



**Technical Data Sheet
2.3" 5*8 Dot Matrix Displays****ELM-2081SURWA/S530-A2****■ Reliability test items and conditions:**

NO	Item	Test Conditions	Test Hours/Cycle	Sample Size	Ac/Re
1	Solder Heat	TEMP : 260°C ± 5 °C	5 SEC	76 PCS	0/1
2	Temperature Cycle	H : +85°C 30min ∫ 5 min L : -55°C 30min	50 CYCLE	76 PCS	0/1
3	Thermal Shock	H : +100°C 5min ∫ 10 sec L : -10°C 5min	50 CYCLE	76 PCS	0/1
4	High Temperature Storage	TEMP : 100°C	1000 HRS	76 PCS	0/1
5	Low Temperature Storage	TEMP : -55°C	1000 HRS	76 PCS	0/1
6	DC Operating Life	IF = 10 mA	1000 HRS	76 PCS	0/1
7	High Temperature / High Humidity	85°C/85% RH	1000 HRS	76 PCS	0/1