



NEW!

Flyback Transformer

For ON Semiconductor NCP5080
Photoflash Capacitor Charger



- Miniature capacitor charging transformer – 4.6 mm high; 6.2 × 6.8 mm footprint
- 2.7 – 5.5 Volts input; 350 V output
- 1000 Vrms isolation from the primary to the secondary

Core material Ferrite

Terminations RoHS tin-silver over copper. Other terminations available at additional cost.

Weight 0.30 g

Ambient temperature –40°C to +125°C

Storage temperature Component: –40°C to +125°C.

Packaging: –40°C to +80°C

Resistance to soldering heat Max three 40 second reflows at +260°C, parts cooled to room temperature between cycles

Moisture Sensitivity Level (MSL) 1 (unlimited floor life at <30°C / 85% relative humidity)

Failures in Time (FIT) / Mean Time Between Failures (MTBF)

38 per billion hours / 26,315,789 hours, calculated per Telcordia SR-332

Packaging 250/7" reel; 1000/13" reel Plastic tape: 16 mm wide, 0.35 mm thick, 12 mm pocket spacing, 5.0 mm pocket depth

PCB washing Only pure water or alcohol recommended

Part number ¹	Inductance at 0 A ² ±10% (µH)	Inductance at I _{pk} ³ min (µH)	DCR max (Ohms)		Leakage inductance ⁴ max (µH)	Pri : sec turns ratio	I _{pk} ³ (A)
			pri	sec			
CJ5143-AL_	15.0	13.5	1.0	25	0.3	1 : 15	1.2

1. When ordering, please specify **termination** and **packaging** codes:

CJ5143-ALC

Termination: **L** = RoHS compliant tin-silver (96.5/3.5) over copper. Special order, added cost:
T = RoHS tin-silver-copper (95.5/4/0.5) over copper
S = non-RoHS tin-lead (63/37) over copper.

Packaging: **C** = 7" machine-ready reel. EIA-481 embossed plastic tape (250 parts per full reel).

B = Less than full reel. In tape, but not machine ready. To have a leader and trailer added (\$25 charge), use code letter C instead.

D = 13" machine-ready reel. EIA-481 embossed plastic tape. Factory order only, not stocked (1000 parts per full reel).

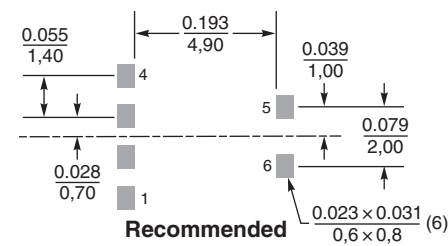
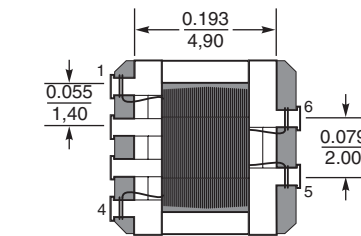
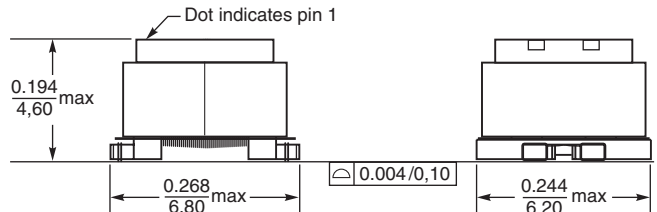
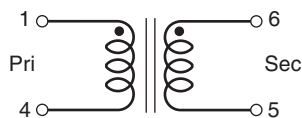
2. Inductance measured at 100 kHz, 0.1 Vrms.

3. Peak primary current drawn at minimum input voltage.

4. Leakage inductance is for the primary winding with the secondary winding shorted.

5. Electrical specifications at 25°C.

Refer to Doc 362 "Soldering Surface Mount Components" before soldering.



Dimensions are in $\frac{\text{inches}}{\text{mm}}$



Specifications subject to change without notice.
Please check our website for latest information.

Document 659 Revised 02/12/09

1102 Silver Lake Road Cary, Illinois 60013 Phone 847/639-6400 Fax 847/639-1469

E-mail info@coilcraft.com Web <http://www.coilcraft.com>