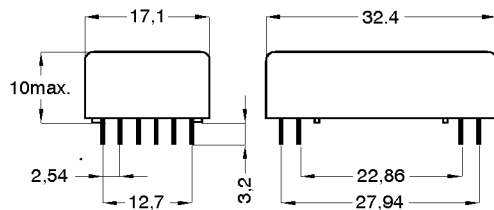
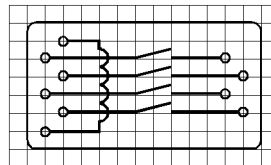
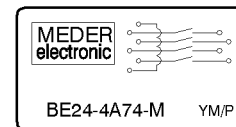


DIMENSIONS (mm)


Pins: $\varnothing 0.65$ mm
 L = 3.2 ± 0.3 mm
 Material: Cu-alloy tinned


LAYOUT

pitch 2.54 mm/Top view


MARKING


MEDER-Label
 Type/Layout
 Production code,
 EN60062/Factory code

Coil Data at 20 °C	Conditions	Min	Typ	Max	Unit
Coil resistance		887	985	1.083	Ohm
Coil voltage			24		VDC
Rated power			585		mW
Pull-In voltage				16,8	VDC
Drop-Out voltage		1,5			VDC

Contact data 74	Conditions	Min	Typ	Max	Unit
Contact-form			A		
Contact rating (>25 AT)	Any DC combination of V & A not to exceed their individual max.'s			30	W
Switching voltage	DC			200	V
Switching current	DC or Peak AC			1	A
Carry current (>25 AT)	DC or Peak AC			2,5	A
Contact resistance static	Measured with 40% overdrive Start Value			120	mOhm
Insulation resistance	RH <45 %, 100 V test voltage	10			GOhm
Breakdown voltage (>25 AT)	according to IEC 255-5	430			VDC
Operate time incl. bounce	measured with 40% overdrive			0,5	ms
Release time	measured with no coil excitation			0,1	ms
Capacity	@ 10 kHz		0,3		pF

Special Product Data	Conditions	Min	Typ	Max	Unit
Insulation resistance Coil/Contact	RH <45%, 200 VDC test voltage	1.000			GOhm
Insulation voltage Coil/Contact	according to IEC 255-5	2			KVAC
Housing material		Fe - magnetic screen			
Sealing compound		Polyurethan			

Environmental data	Conditions	Min	Typ	Max	Unit
Shock	1/2 sine wave duration 11ms			30	g
Vibration	from 10 - 2000 Hz			20	g
Ambient temperature		-20		70	°C
Storage temperature		-40		105	°C
Soldering temperature	max. 5 sec			260	°C
Cleaning		fully sealed			