



actual size

SMD Quartz Crystal · SMU5

4 Pad Version · 13.1 x 5.0 mm

- low cost alternative to MG3A
- reflow soldering temperature: 260 °C max.
- package height 5 mm



General Data

type	SMU5
frequency range	3.579545 ~ 40.0 MHz (fund. AT-cut)
	27.0 ~ 60.0 MHz (3rd OT. AT-cut)
	24.0 ~ 40.0 MHz (fund. BT-cut)
frequency tolerance at 25 °C	± 10 ppm ~ ± 30 ppm
load capacitance C_L	12 pF ~ 32 pF or series
shunt capacitance C_0	< 5 pF
storage temperature	-40 °C ~ +90 °C
drive level max.	500 µW (100 µW recommended)
aging	< ± 5 ppm first year

ESR (series resistance Rs)

frequency in MHz	vibration mode	ESR max. in Ω	ESR typ. in Ω
3.579 ~ 3.999	fund.- AT	150	80
4.000 ~ 4.499	fund.- AT	120	60
4.500 ~ 5.999	fund.- AT	100	50
6.000 ~ 6.999	fund.- AT	80	40
7.000 ~ 9.999	fund.- AT	70	35
10.00 ~ 13.99	fund.- AT	50	25
14.00 ~ 40.00	fund.- AT	40	20
27.00 ~ 60.00	3rd OT - AT	120	80
24.00 ~ 40.00	fund.- BT	50	20

Frequency Stability vs. Temperature

		± 30 ppm	± 50 ppm	± 100 ppm	+10/-100 ppm
-20 °C ~ +70 °C		○	●		○ BT-cut
-40 °C ~ +85 °C	T1		○	●	

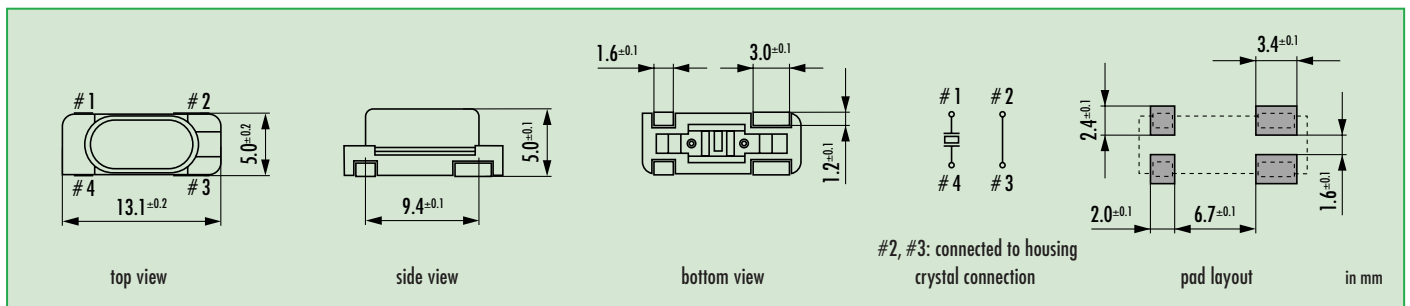
● standard
○ available

Marking

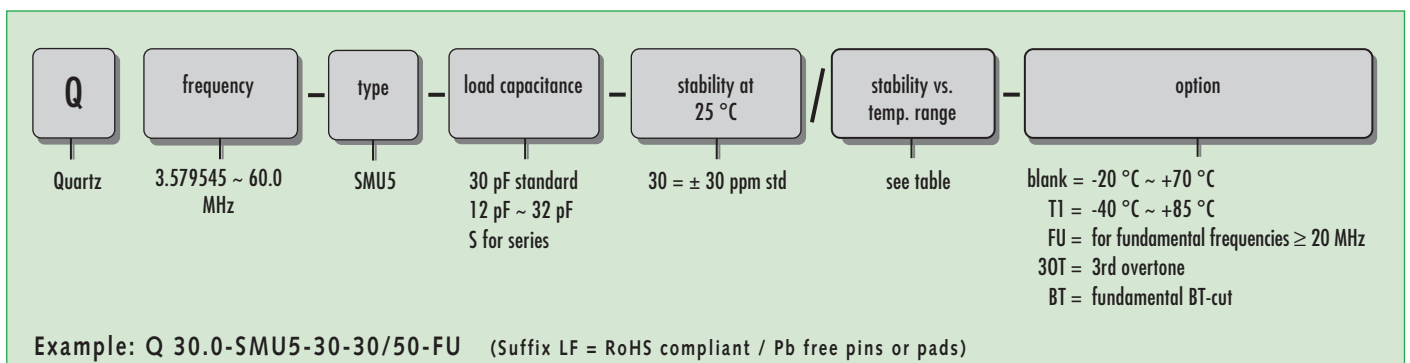
frequency with load capacitance code
company code / date code / internal code

	Jan.	Febr.	Mar.	Apr.	May	June	July	Aug.	Sept.	Okt.	Nov.	Dec.
2005	A	B	C	D	E	F	G	H	J	K	L	M
2006	N	P	Q	R	S	T	U	V	W	X	Y	Z
2007	a	b	c	d	e	f	g	h	i	k	l	m
2008	n	p	q	r	s	t	u	v	w	x	y	z

Dimensions



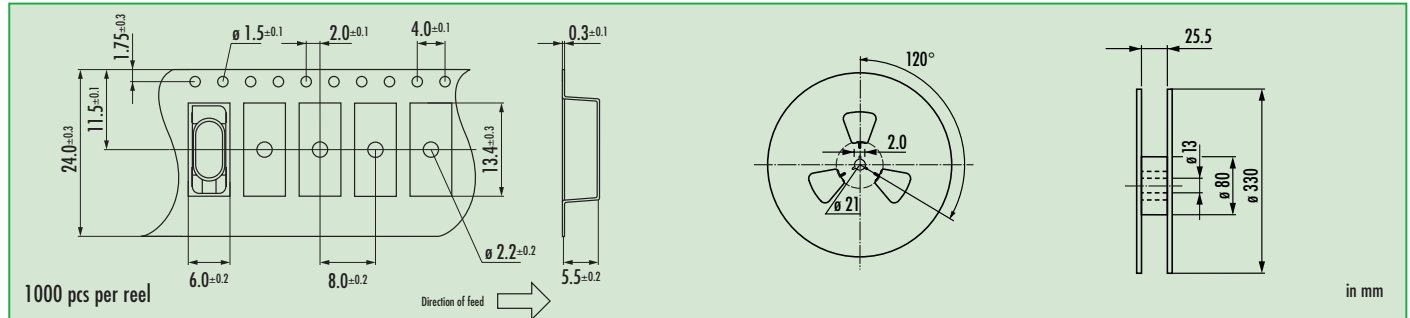
Order Information



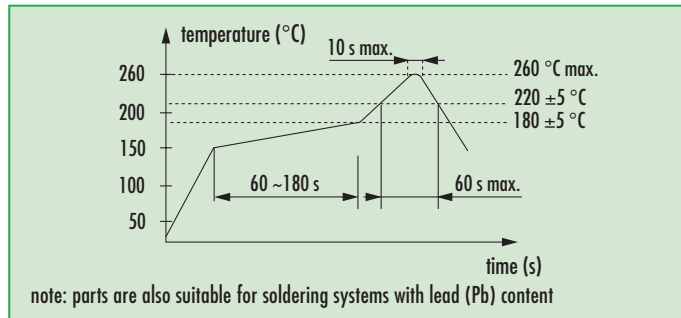
Jauch Quartz GmbH • e-mail: info@jauch.de
full data can be found under: www.jauch.de / www.jauch.fr / www.jauchusa.com
All specifications are subject to change without notice

SMD Quartz Crystal · SMU5

Taping Specification



Reflow Soldering Profile



Load Capacitance Codes

7 pF: m	13 pF: v	20 pF: c	32 pF: e
8 pF: k	14 pF: x	22 pF: g	series: s
9 pF: n	15 pF: j	24 pF: d	T: 3rd OT
10 pF: h	16 pF: b	25 pF: r	
11 pF: l	17 pF: t	27 pF: w	
12 pF: a	18 pF: f	30 pF: .	

example 4.0 MHz / 12 pF: 4a000