

DomiLED[™]

Synonymous with function and performance, the DomiLED[™] series is perfectly suited for a variety of cross-industrial applications due to its small package outline, durability and superior brightness.

Features:

- > High brightness surface mount LED.
- > Designed for sideway illumination.
- > 120° viewing angle.
- > Small package outline.
- > Qualified according to JEDEC moisture sensitivity Level 2.
- > Compatible to both IR reflow soldering and TTW soldering.

Applications:

- > Automotive: interior applications, eg: switches, telematics, climate control system, dashboard, etc.
- > Consumer Appliances: LCD illumination as in PDAs, LCD TV.
- > Display: full color display video notice board.
- > Industry: white goods (eg: Oven, microwave, etc.).



Part Ordering Number	Chip Technology / Color	Viewing Angle°	Luminous Intensity @ IF = 20mA IV (mcd)
DSB-SSS-PQ2-1 *	InGaN	120	45.0 - 112.5
• DSB-SSS-P1	Blue, 470nm		45.0 - 56.0
• DSB-SSS-P2			56.0 - 71.5
• DSB-SSS-Q1			71.5 - 90.0
• DSB-SSS-Q2			90.0 - 112.5
DSB-USS-QR2-1			71.5 - 180.0
• DSB-USS-Q1			71.5 - 90.0
• DSB-USS-Q2			90.0 - 112.5
• DSB-USS-R1			112.5 - 140.0
• DSB-USS-R2			140.0 - 180.0
DSB-USS-ST1-1			180.0 - 355.0
• DSB-USS-S1			180.0 - 224.0
• DSB-USS-S2			224.0 - 285.0
• DSB-USS-T1			285.0 - 355.0
DST-SSS-RS2-1 *	InGaN	120	112.5 - 285.0
• DST-SSS-R1	True Green, 525nm		112.5 - 140.0
• DST-SSS-R2			140.0 - 180.0
• DST-SSS-S1			180.0 - 224.0
• DST-SSS-S2			224.0 - 285.0
DST-SSS-TU1-1 *			285.0 - 560.0
• DST-SSS-T1			285.0 - 355.0
• DST-SSS-T2			355.0 - 450.0
• DST-SSS-U1			450.0 - 560.0
DST-USS-TU2-1			285.0 - 715.0
• DST-USS-T1			285.0 - 355.0
• DST-USS-T2			355.0 - 450.0
• DST-USS-U1			450.0 - 560.0
• DST-USS-U2			560.0 - 715.0
DST-USS-UV1-1			450.0 - 900.0
• DST-USS-U1			450.0 - 560.0
• DST-USS-U2			560.0 - 715.0
• DST-USS-V1			715.0 - 900.0

* Not for new design

NOTE

1. All part number above comes in a quantity of 2500 units per reel.
2. Other luminous intensity groups are also available upon request.
3. Luminous intensity is measured with an accuracy of $\pm 11\%$.
4. Wavelength binning is carried for all units as per the wavelength-binning table. Only one wavelength group is allowed for each reel.
5. An optional Vf binning is also available upon request. Binning scheme is as per following table. Please contact marketing for special part number

Wavelength Grouping

Color	Group	Wavelength distribution (nm)
DSB;Blue	Full	464 - 476
	W	464 - 468
	X	468 - 472
	Y	472 - 476
DST; True Green	Full	520 - 536
	W	520 - 524
	X	524 - 528
	Y	528 - 532
	Z	532 - 536

Dominant wavelength is measured with an accuracy of ± 1 nm.

Electrical Characteristics at Ta=25°C

Part Number	Typ. (V)	Vf @ If = 20mA		Vr @ Ir = 10uA
		Typ. (V)	Max. (V)	
DSB	2.9	3.2	3.8	5.0
DST	2.9	3.4	4.0	5.0

Forward voltage, Vf is measured with an accuracy of ± 0.1 V.

Vf Binning (Optional)

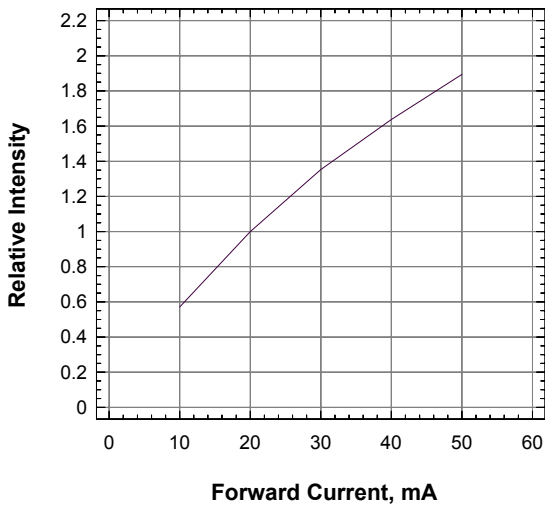
Vf Bin @ 20mA	Forward Voltage (V)
0A	2.75 ... 3.05
00	3.05 ... 3.35
01	3.35 ... 3.65
02	3.65 ... 3.95
03	3.95 ... 4.25

Forward voltage, Vf is measured with an accuracy of ± 0.1 V.
Please consult sales and marketing for special part number to incorporate Vf binning.

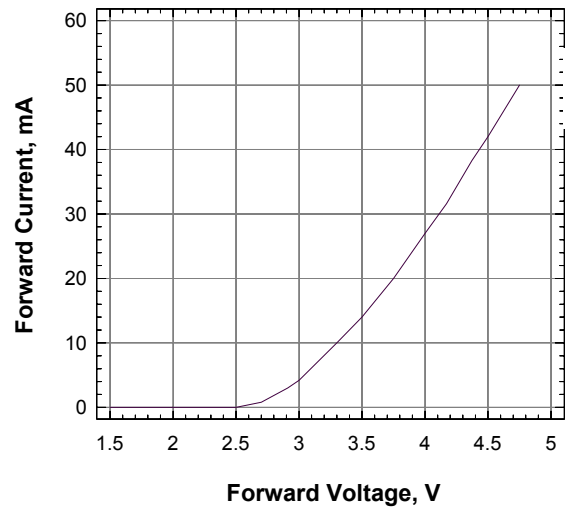
Absolute Maximum Ratings

	Maximum Value	Unit
DC forward current	20	mA
Peak pulse current; (tp ≤ 10µs, Duty cycle = 0.005)	200	mA
Reverse voltage	5	V
ESD threshold (HBM)	2	kV
LED junction temperature	125	°C
Operating temperature	-40 ... +100	°C
Storage temperature	-40 ... +100	°C
Power dissipation (at room temperature)	80	mW

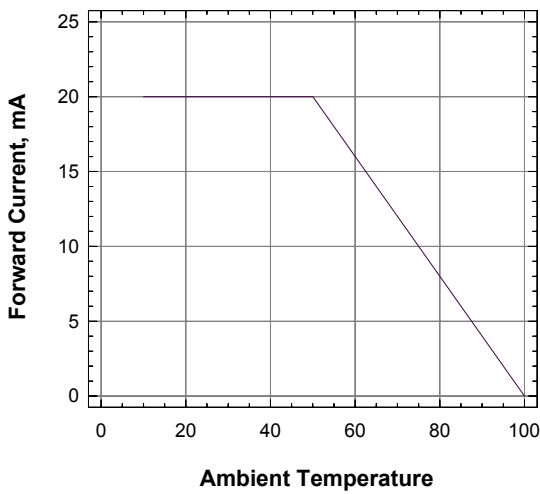
Relative Luminous Intensity Vs Forward Current



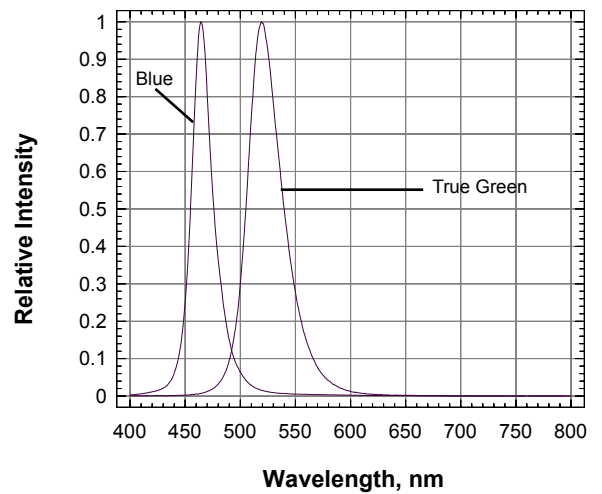
Forward Current Vs Forward Voltage



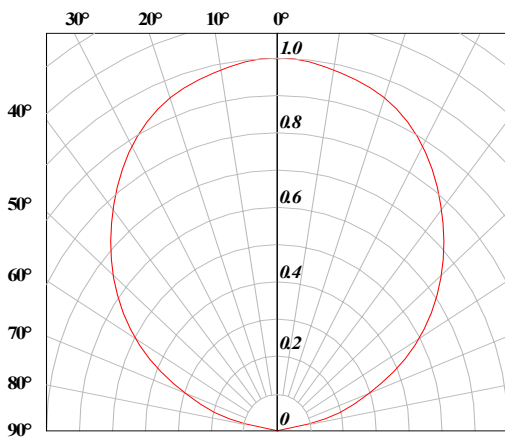
Maximum Current Vs Temperature



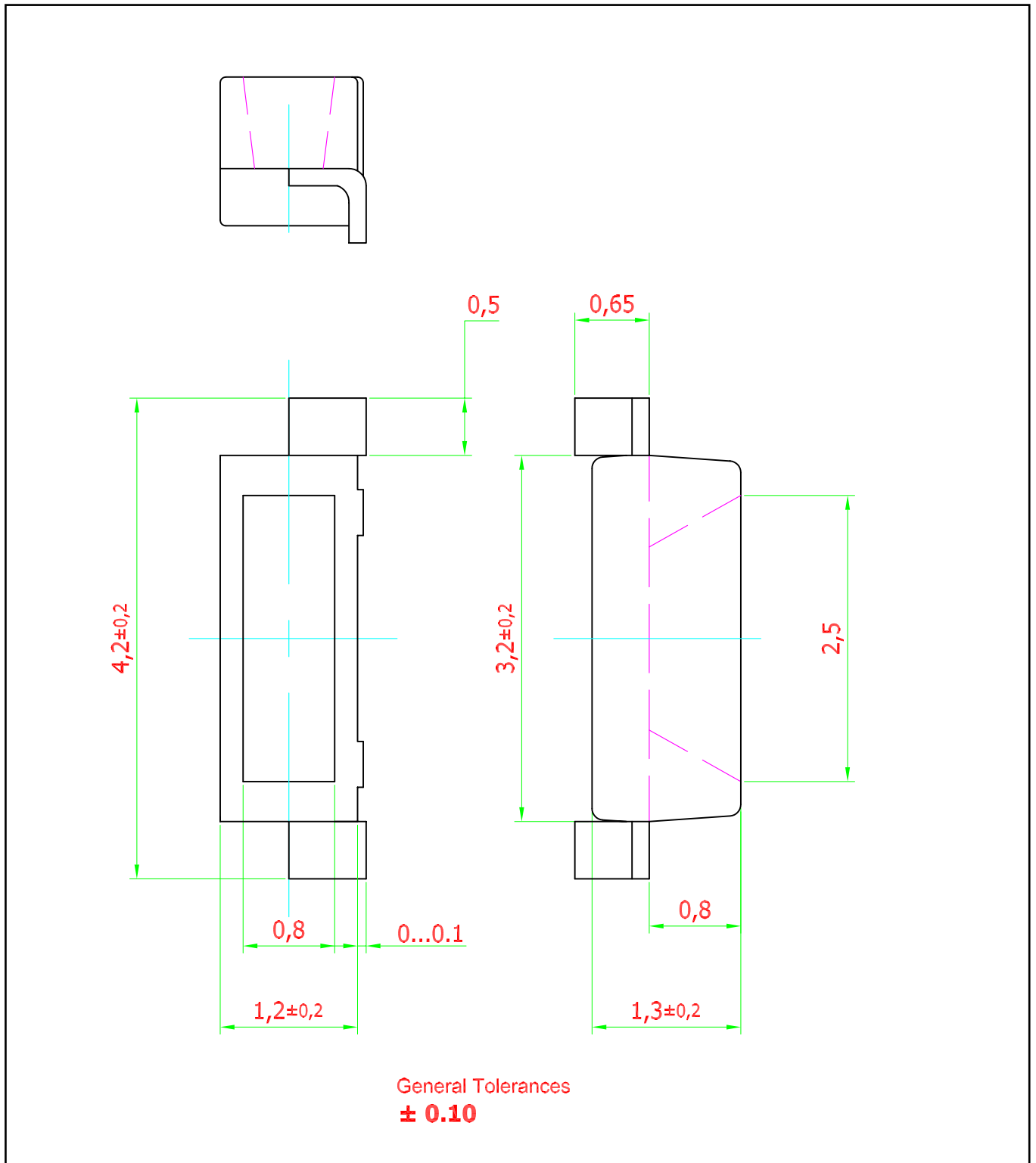
Relative Intensity Vs Wavelength



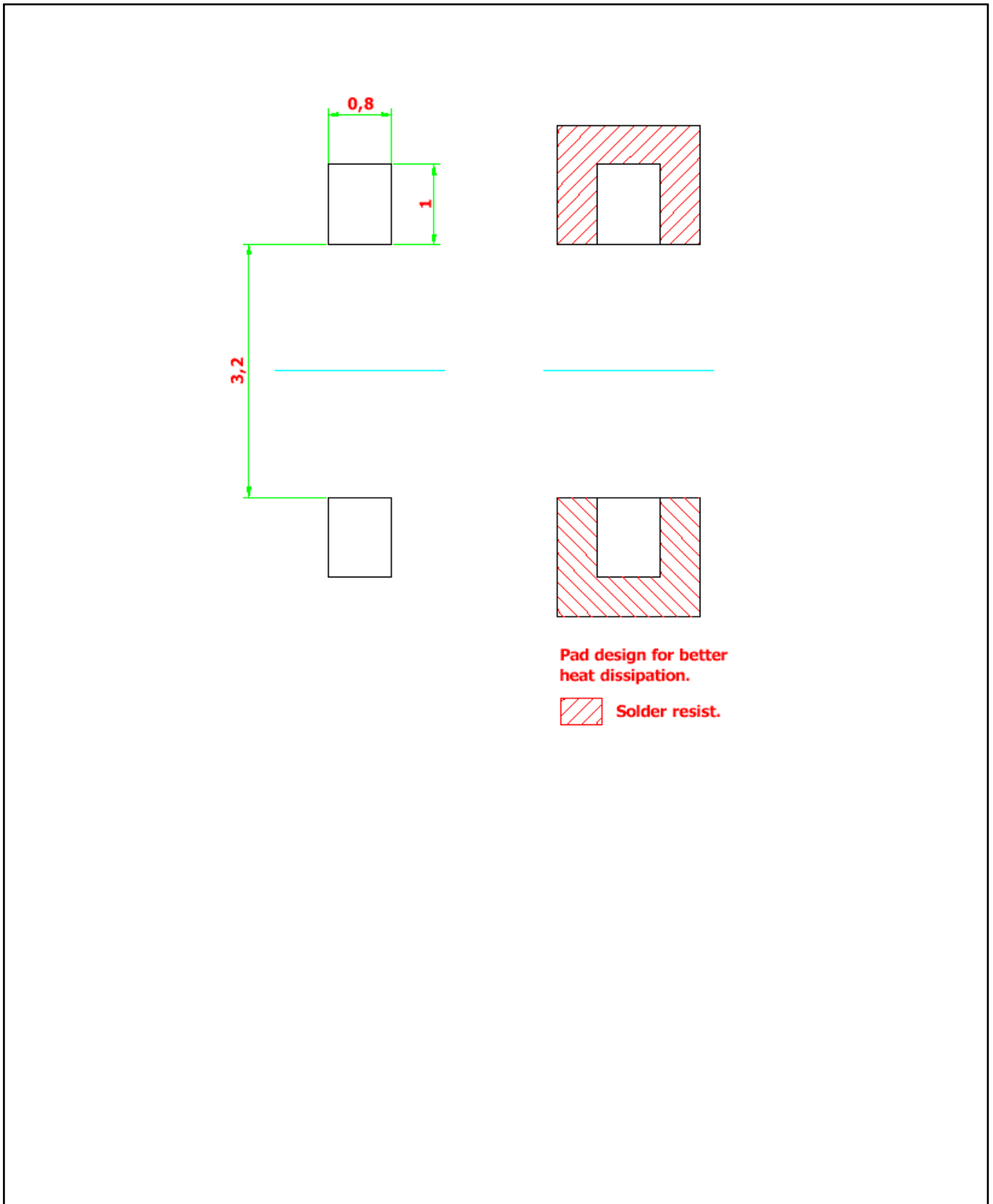
Radiation Pattern



DomiLED™ • InGaN : DSx-xSx Package Outlines

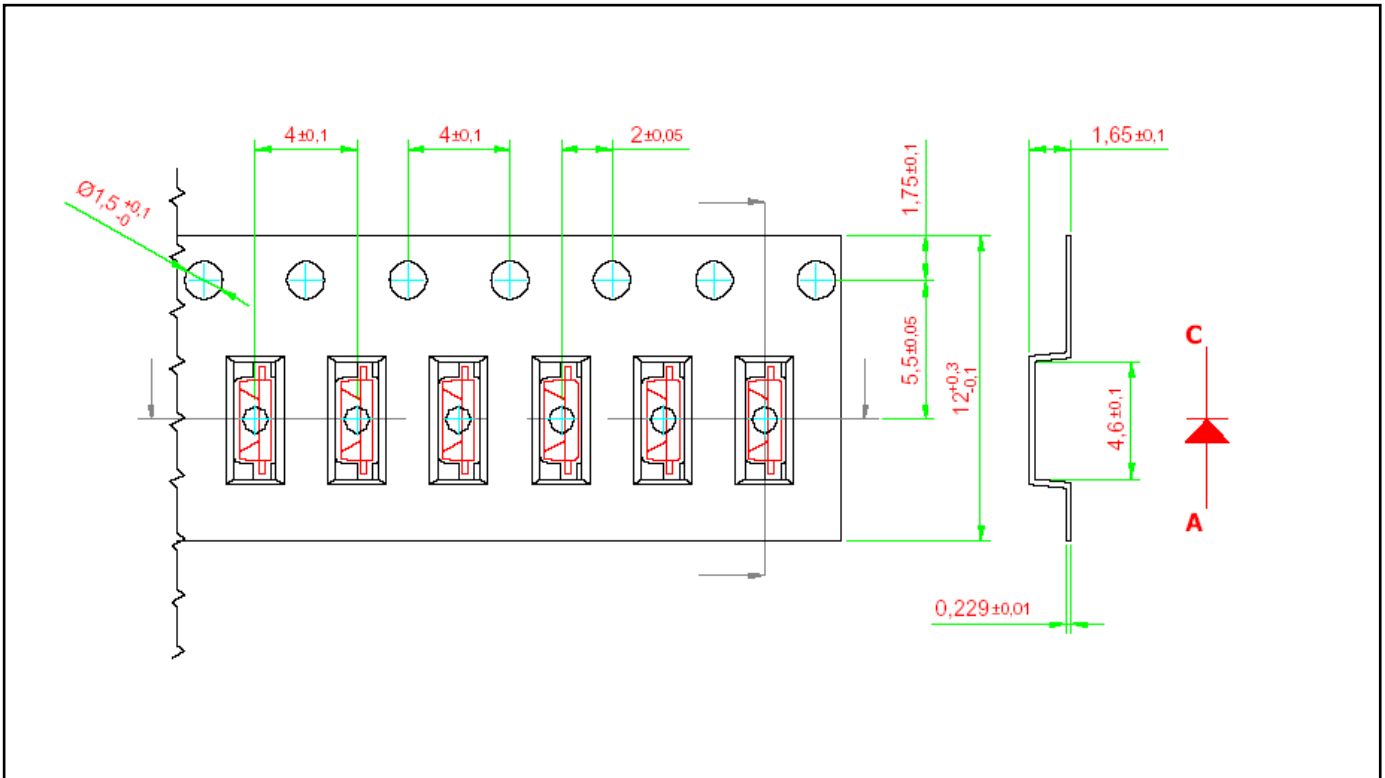


Recommended Solder Pad

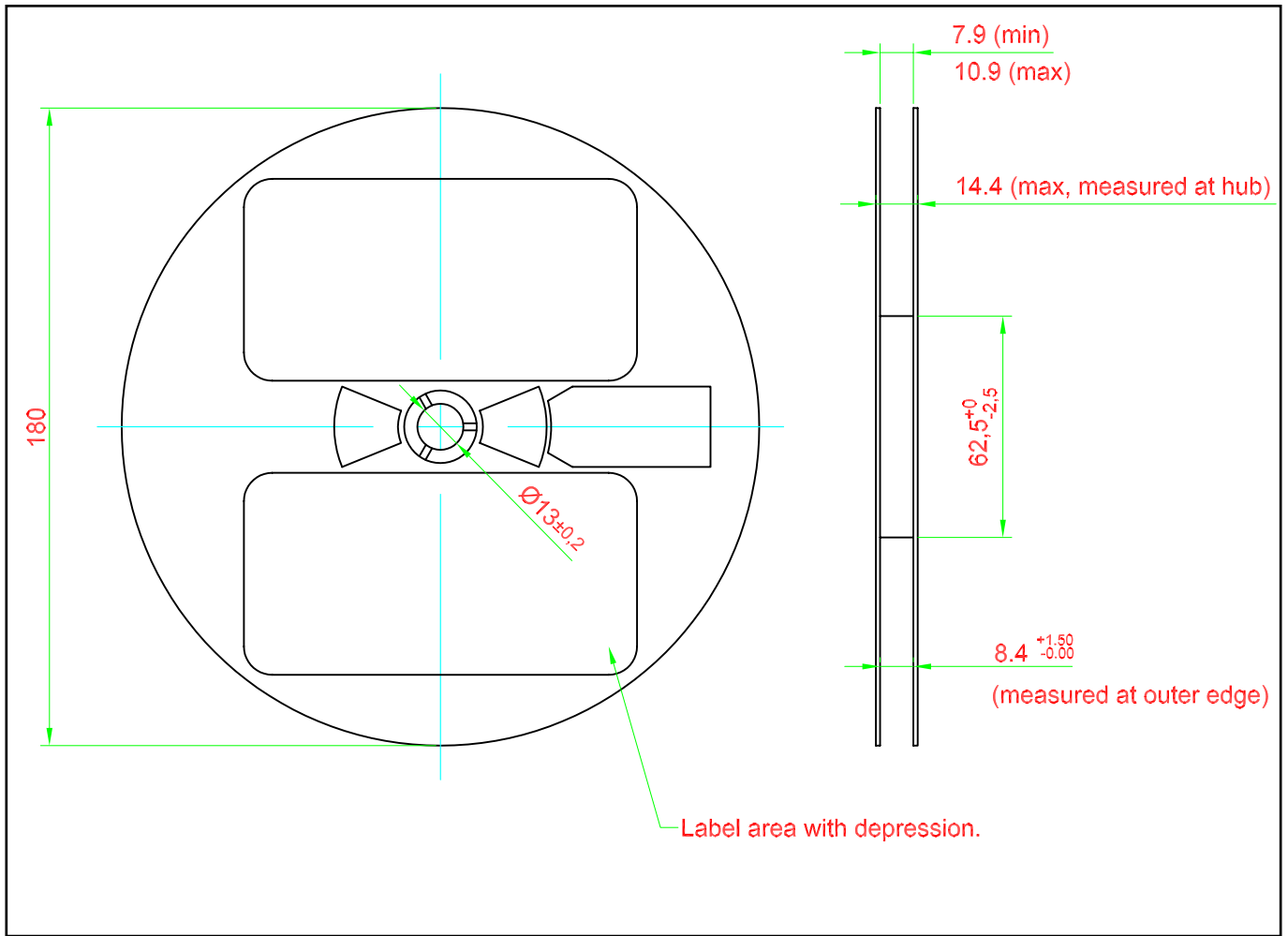


Taping and orientation

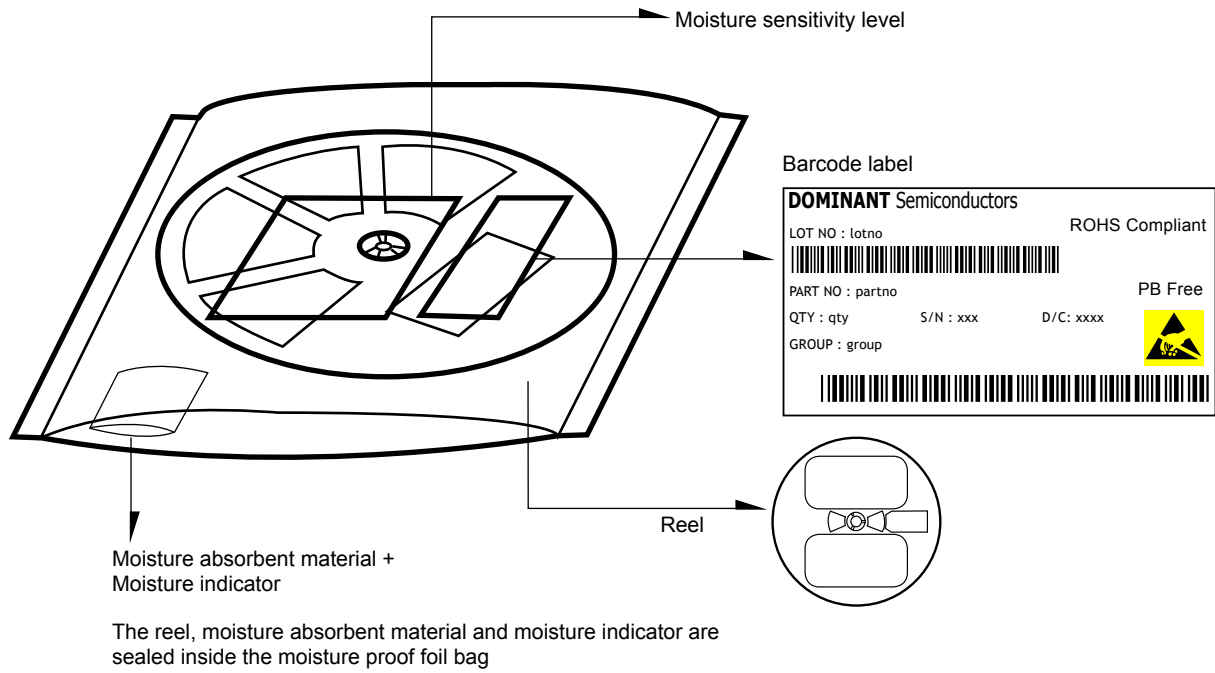
- Reels come in quantity of 2500 units.
- Reel diameter is 180 mm.



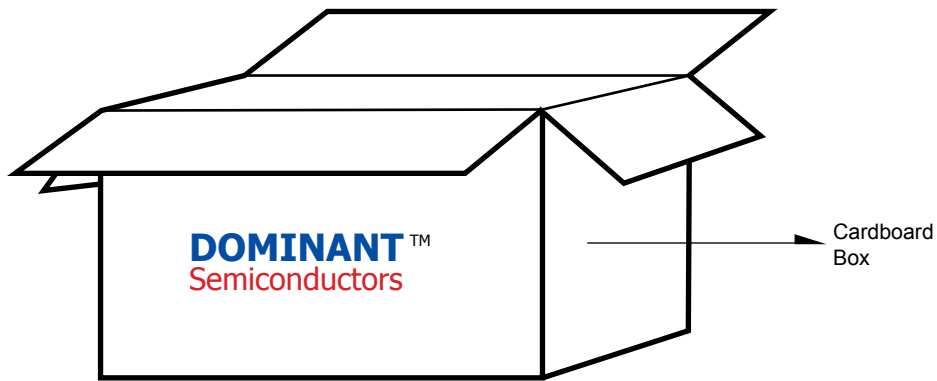
Packaging Specification



Packaging Specification



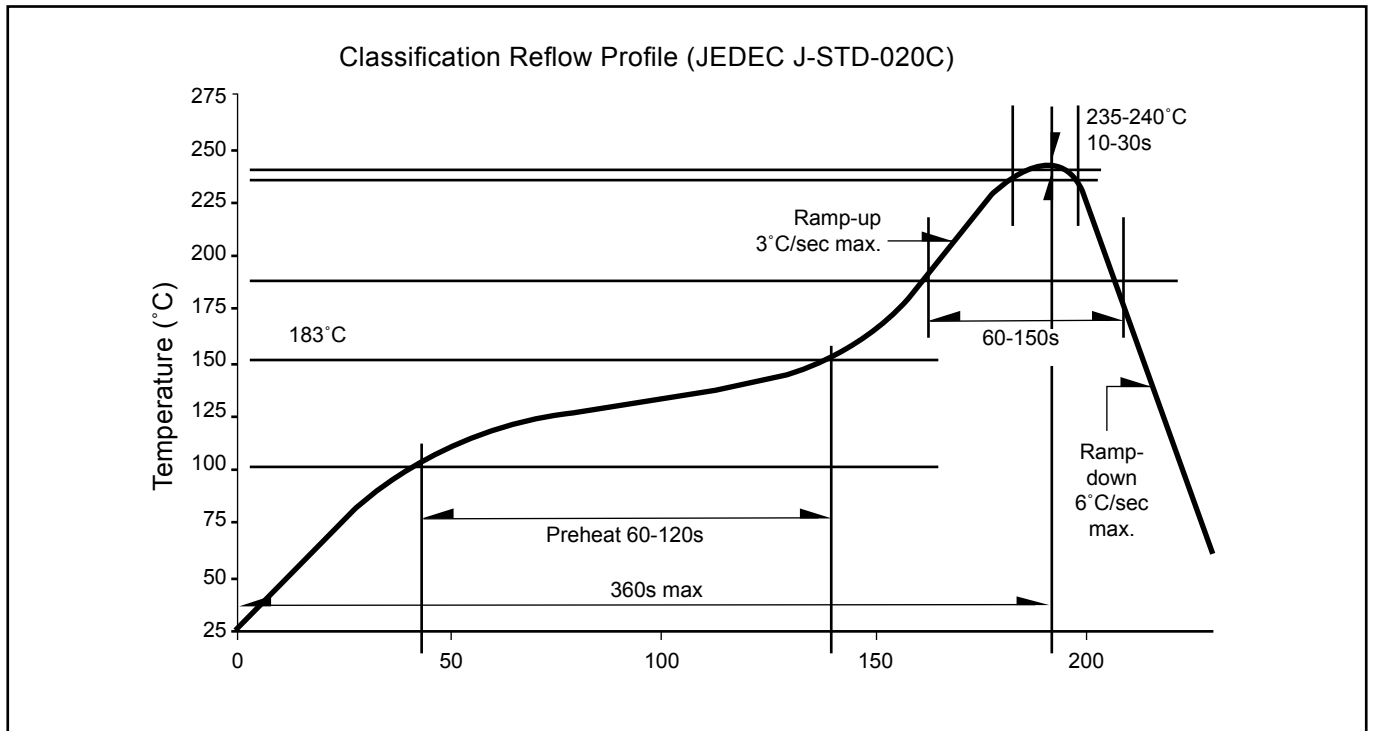
	Average 1pc Right Angle DomiLED	1 completed bag (2500pcs)
Weight (gram)	0.034	190 ± 10



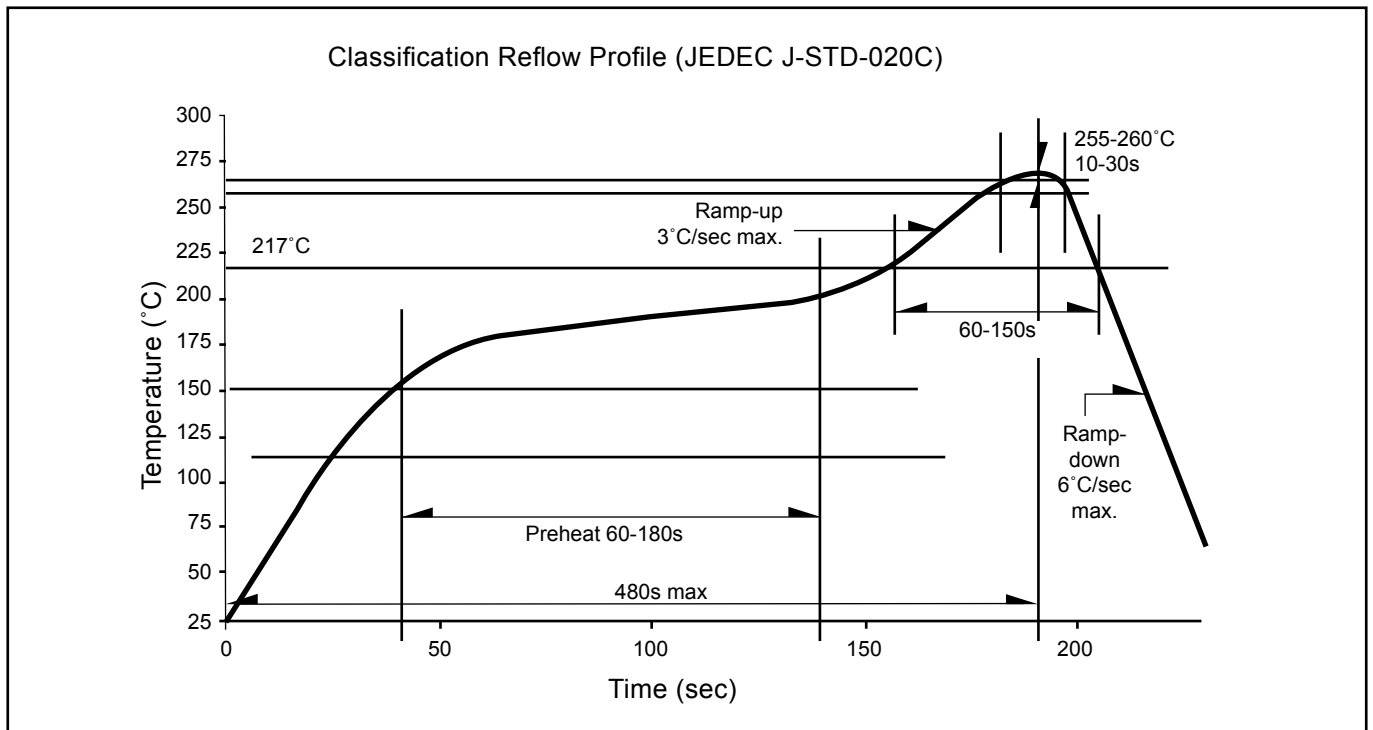
For Right Angle DomiLED™

Cardboard Box Size	Dimensions (mm)	Empty Box Weight (kg)	Reel / Box	Quantity / Box (pcs)
Small	300 x 250 x 250	0.58	15 reels MAX	37,500 MAX
Large	416 x 516 x 476	1.74	55 reels MAX	137,500 MAX

Recommended Sn-Pb IR-Reflow Soldering Profile



Recommended Pb-free Soldering Profile



Revision History

Page	Subjects	Date of Modification
2	<ul style="list-style-type: none"> - New Format - Add New PartNo: DSB-USS-ST1-1 DST-USS-UV1-1 - DSB-SSS-PQ2-1, DST-SSS-RS2-1, DST-SSS-TU1-1 --> Not for new design 	03 April 2006

NOTE

All the information contained in this document is considered to be reliable at the time of publishing. However, DOMINANT Semiconductors does not assume any liability arising out of the application or use of any product described herein.

DOMINANT Semiconductors reserves the right to make changes at any time without prior notice to any products in order to improve reliability, function or design.

DOMINANT Semiconductors products are not authorized for use as critical components in life support devices or systems without the express written approval from the Managing Director of DOMINANT Semiconductors.

