



Data Sheet



Product Category: IF SAW Filter

Part Number	Package	Application	Last Modified
813-SL70.0M-06	13.3 x 6.5 SMD	IF SAW Filter	Jan. 01, 2007

TYPE :

Low-Loss 70MHz IF SAW Filter

PART NUMBER :

813-SL70.0M-06



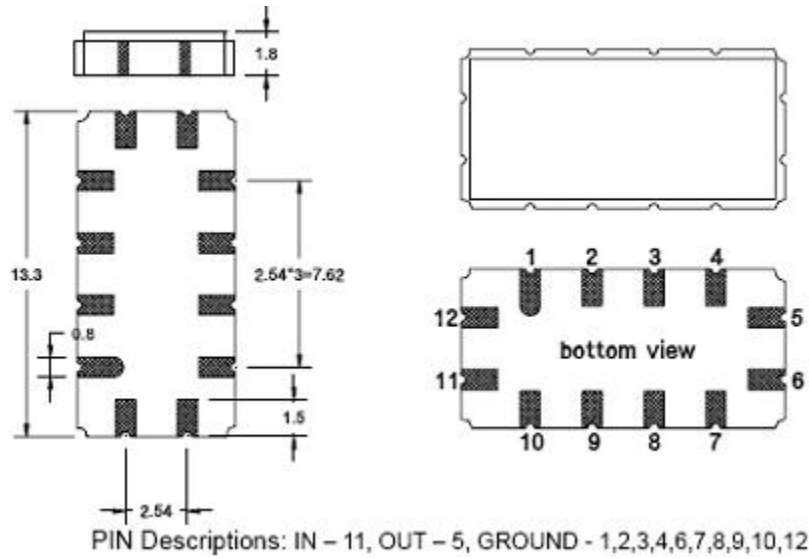
OPERATING CONDITIONS / ELECTRICAL CHARACTERISTICS

PARAMETERS	Minimum	Typical	Maximum	Units
Center Frequency (Fo)	69.8	70.0	70.2	MHz
Insertion Loss at Fo	-	8.2	9.0	dB
Source Impedance (single ended)*	-	50	-	ohm
Load Impedance (single ended)*	-	50	-	ohm
Temperature Coefficient	-	-94	-	ppm/C
Amplitude Ripple within fo +/-2.1MHz	-	0.7	1.0	dBp-p
1dB Bandwidth	5.2	5.6	-	MHz
3dB Bandwidth	6.0	6.5	-	MHz
40dB Bandwidth	-	9.5	10.0	MHz
Relative Attenuation:	-			
from 10 to 64.5 MHz	40	45	-	dB
from 75.5 to 140MHz	40	45	-	dB
Absolute Delay at Fo	-	0.85	-	us
IN/OUT Return Loss at Fo	-	-	-	dB
Group Delay Variation/ fo +/-2.0MHz	-	110	150	ns

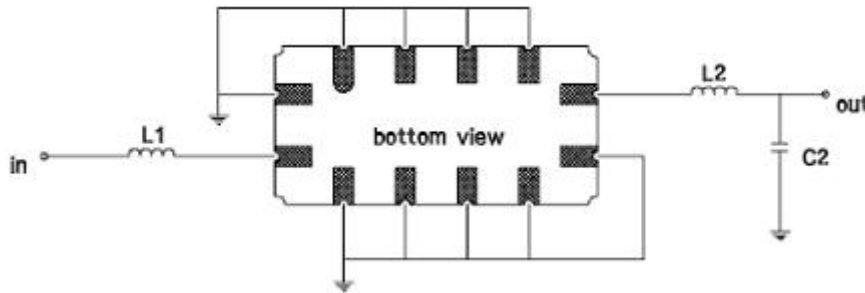
*With Matching Network (Ref. Testing Environment Circuit as Shown Below).

Those impedances could be modified with different impedance values and/or structures, if necessary

PACKAGE OUTLINE (mm)

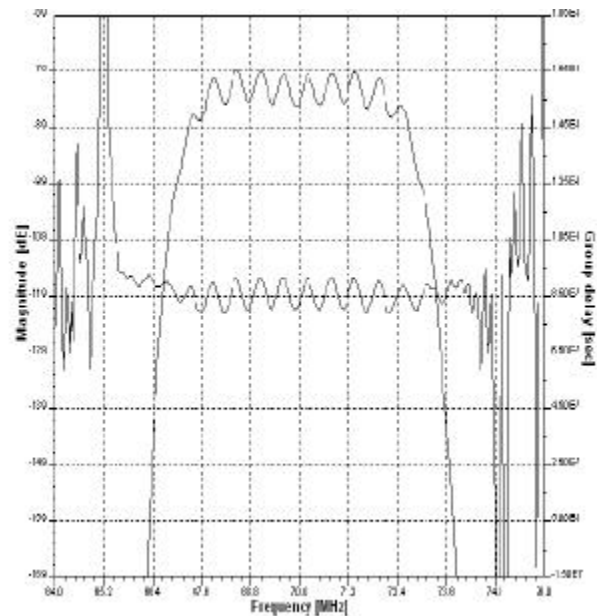
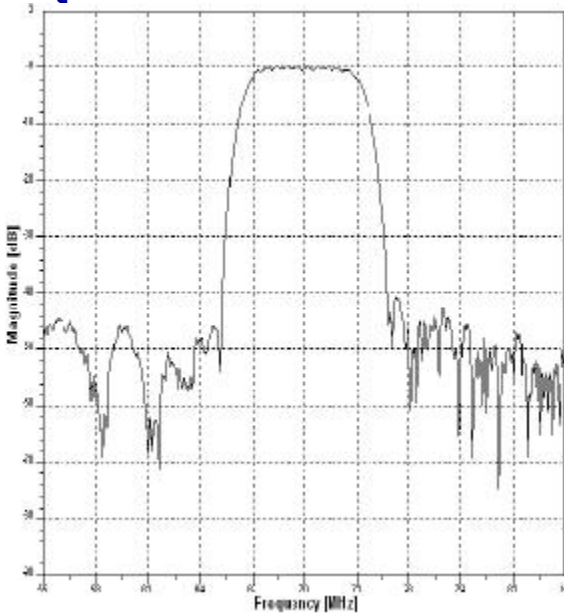


TEST CIRCUIT



TEST FIXTURE AND VALUES/SOURCE AND LOAD IMPEDANCE 50 ohm
 INPUT: L1: 220 nH Q>40
 OUTPUT: L2: 150 nH Q>40; C2: 5 pF

FREQUENCY RESPONSE



[Crystal Oscillators](#) | [Quartz Crystal](#) | [TCXO](#) | [VCXO](#) | [IF SAW Filter](#) | [RF SAW Filter](#) | [Ceramic Resonator](#)
[Crystal Filter](#) | [Ceramic Filter](#) | [SAW Filter / SAW Devices](#) | [Site Map](#)