

PLEASE CHECK WWW.MOLEX.COM FOR LATEST PART INFORMATION

Part Number: [0526742091](#)
Status: **Active**
Description: 2.00mm (.079") Pitch LCD Pin Connector, Black, 20 Circuits

Documents:

[3D Model](#) [Product Specification PS-52674-002 \(PDF\)](#)
[Drawing \(PDF\)](#) [RoHS Certificate of Compliance \(PDF\)](#)

General

Product Family	Other Sockets
Series	52674
Component Type	Socket
Product Name	N/A

Physical

Circuits (Loaded)	20
Circuits (maximum)	20
Color - Resin	Black
Durability (mating cycles max)	10
Entry Angle	Vertical (Top Entry)
Keying to Mating Part	N/A
Material - Metal	Phosphor Bronze
Material - Plating Mating	Tin
Material - Plating Termination	Tin
PCB Locator	Yes
PCB Retention	Yes
PCB Thickness Recommended (in)	0.062 In
PCB Thickness Recommended (mm)	1.60 mm
Packaging Type	Tube
Pitch - Mating Interface (in)	0.079 In
Pitch - Mating Interface (mm)	2.00 mm
Pitch - Term. Interface (in)	0.079 In
Pitch - Term. Interface (mm)	2.00 mm
Plating min: Mating (µin)	36
Plating min: Mating (µm)	0.90
Plating min: Termination (µin)	36
Plating min: Termination (µm)	0.90
Temperature Range - Operating	-40°C to +100°C
Termination Interface: Style	Through Hole

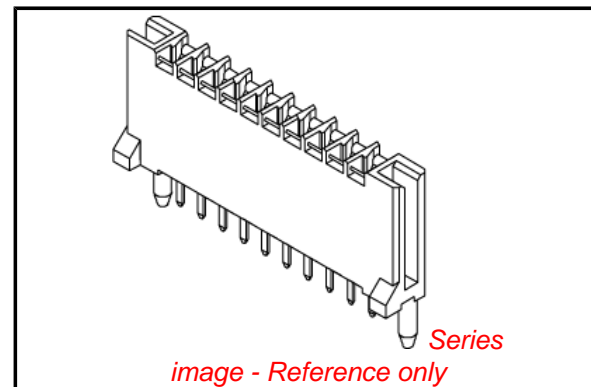
Electrical

Current - Maximum per Contact	1A
Voltage - Maximum	125V

Material Info

Reference - Drawing Numbers

Product Specification	PS-52674-002
Sales Drawing	SD-52674-**21, SD-52674-**91



EU RoHS

**ELV and RoHS
Compliant**
REACH SVHC
 Not Reviewed
**Halogen-Free
Status**
Not Reviewed

China RoHS



**Need more information on product
environmental compliance?**

Email productcompliance@molex.com
 For a multiple part number RoHS Certificate of
 Compliance, [click here](#)

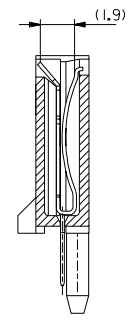
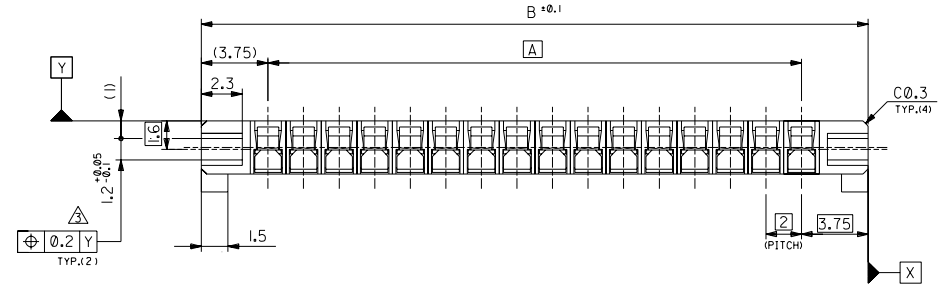
Please visit the [Contact Us](#) section for any
 non-product compliance questions.

Search Parts in this Series

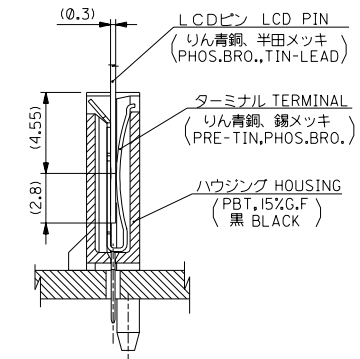
52674Series

Mates With

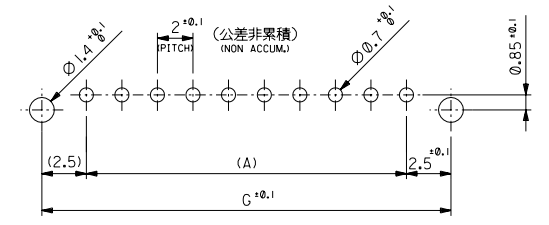
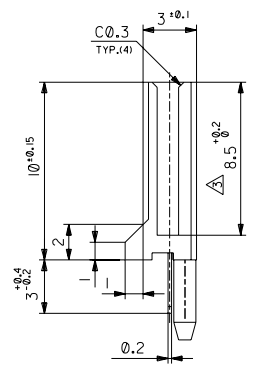
LCD Pin (0.3 x 0.5)



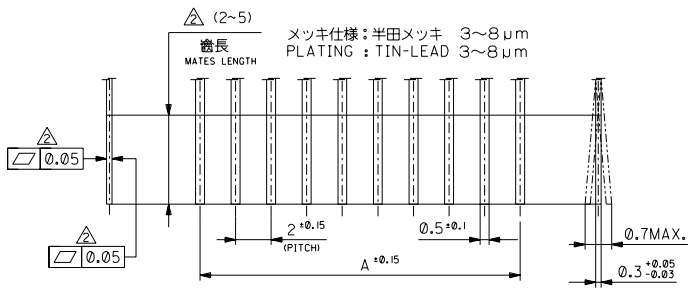
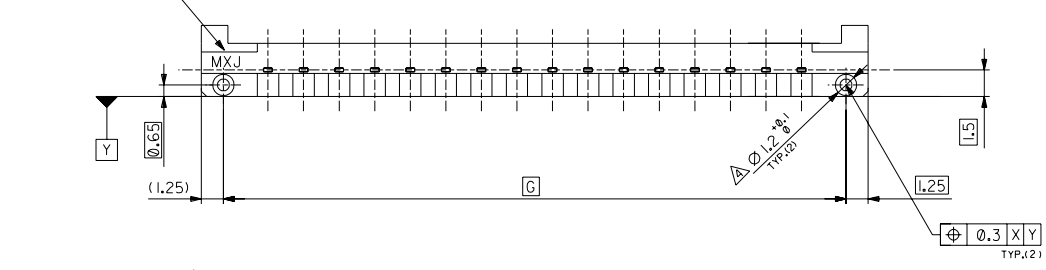
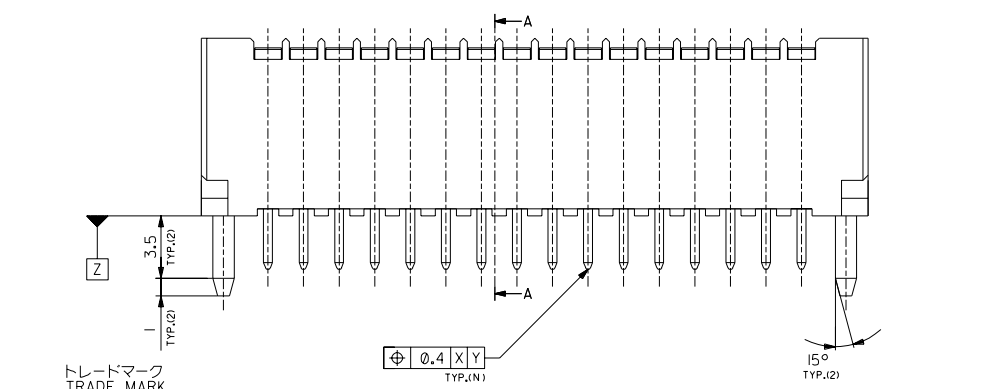
断面 A-A
SECT. A-A



嵌合状態図
FULLY MATED CONDITION



基板取付穴推奨寸法 (基板厚=1.6、パンチ穴)
RECOMMENDED P.C. BOARD HOLE DIM. (THK.=1.6, PUNCH HOLE)



注記
NOTES

- 嵌合相手：LCDピン (0.3X0.5)
MATE WITH : LCD PIN (0.3X0.5)
- LCDピンの反りは0.05MAX.
CAMBER OF LCD PIN 0.05MAX.
- 5全域に於いて維持すること。
MAINTAIN DIMENSION AT 8.5
- 基準面から0.8の範囲に於いて維持すること。
MAINTAIN DIMENSION AT Z PLANE WITHIN THE LIMITS OF 0.8

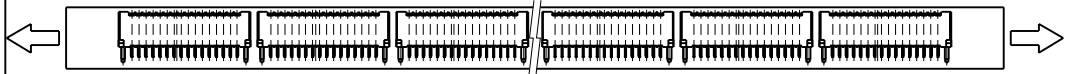
LCDピン推奨寸法及びメッキ仕様
RECOMMENDED LCD PIN DIM & PLATE SPECIFICATIONS.

43	45.5	38	52674-2021	19
41	43.5	36	52674-1921	20
39	41.5	34	52674-1821	18
37	39.5	32	52674-1721	17
35	37.5	30	52674-1621	16
33	35.5	28	52674-1521	15
31	33.5	26	52674-1421	14
29	31.5	24	52674-1321	13
27	29.5	22	52674-1221	12
25	27.5	20	52674-1121	11
23	25.5	18	52674-1021	10
G	B	A	製品番号 ENG.NO.	極数 NO.OF Ckt.

角度 ANGLE	±3°	材料 MATERIAL	図中記 SEE DRAWING	MOLEX-JAPAN CO.,LTD. 日本モレックス株式会社
30以上 OVER	+0.3	仕上り FINISH	—	
10以下 UNDER	+0.25	適用電線範囲 WIRE RANGE	—	REVISE ONLY ON CAD SYSTEM
10以下 UNDER	+0.2	通用電線範囲 WIRE RANGE	—	TITLE 名称 2.0 LCD CONN.
10以下 UNDER	+0.2	一般公差 GENERAL TOLERANCES	—	DWG. NO. SD-52674-***21
		記号 LTR	変更内覧 REVISION RECORD	REV B
		DATE	DATE	
		CHK.	CHK.	
		APP'D BY	APP'D BY	
		M.ENOMOTO	M.SAKANO	
		尺度 SCALE	5:1	

DWG. NO.
SD-52674-***91

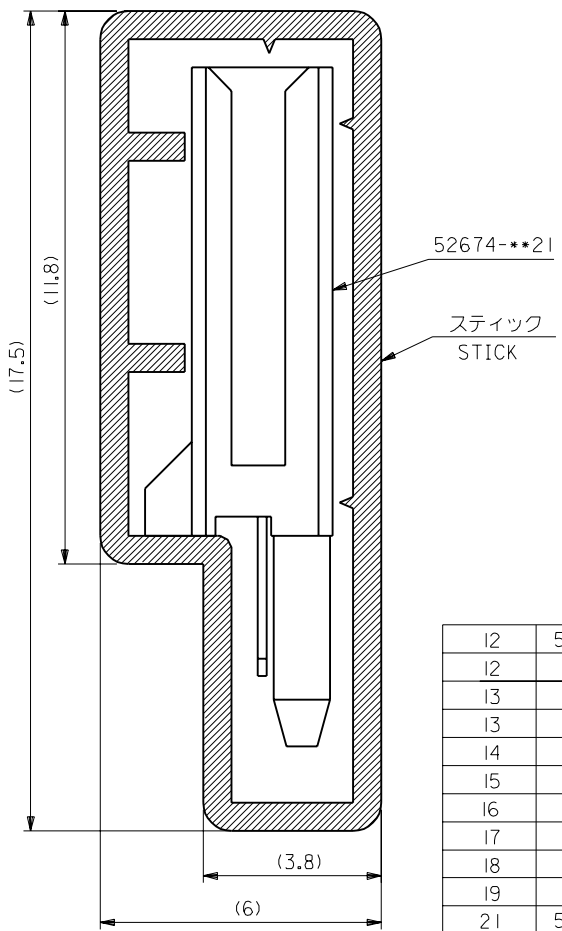
DIMENSIONS IN METRIC DO NOT SCALE DRAWING



製品の取り出し方向
CONNECTOR EXISTING DIRECTION

注記
NOTE

1. スティック両端はゴムストッパー止め。
BOTH ENDS WITH RUBBER STOPPERS.
2. 肉厚 (THICKNESS) : 0.6
3. 全長 (LENGTH) : 580⁺²
4. 一般公差 : ±0.5
GENERAL TOLERANCES : ±0.5



12	52674-2091	20
12	-1991	19
13	-1891	18
13	-1791	17
14	-1691	16
15	-1591	15
16	-1491	14
17	-1391	13
18	-1291	12
19	-1191	11
21	52674-1091	10
梱包数量 QUANTITY	ENG. NO.	CKT.

<table border="1"> <tr><td>角度 ANGLE</td><td>±3°</td></tr> <tr><td>30°以上 OVER</td><td>+0.3</td></tr> <tr><td>10°以上 30°未満 UNDER</td><td>+0.25</td></tr> <tr><td>10°未満 UNDER</td><td>+0.2</td></tr> <tr><td>一般公差 GENERAL TOLERANCES</td><td></td></tr> </table>		角度 ANGLE	±3°	30°以上 OVER	+0.3	10°以上 30°未満 UNDER	+0.25	10°未満 UNDER	+0.2	一般公差 GENERAL TOLERANCES		<table border="1"> <tr><td>記号 LTR</td><td>変更内容 REVISION RECORD</td><td>DR. CHR.</td><td>日付 DATE</td></tr> <tr><td>0</td><td>新規作成 (JA80098) PROPOSED</td><td>H.T. M.S.</td><td>%2/%</td></tr> </table>	記号 LTR	変更内容 REVISION RECORD	DR. CHR.	日付 DATE	0	新規作成 (JA80098) PROPOSED	H.T. M.S.	%2/%	<table border="1"> <tr><td>材料 MATERIAL</td><td>スティック: PVC STICK: PVC</td></tr> <tr><td>仕上げ FINISH</td><td>—</td></tr> <tr><td>適用電線範囲 WIRE RANGE</td><td>—</td></tr> <tr><td>被覆外径 INS. RANGE</td><td>—</td></tr> <tr><td>DRAWN BY %2/%</td><td>CHK'D BY %2/%</td></tr> <tr><td>H. TAMURA</td><td>M. SAKANO</td></tr> <tr><td>APP'D BY %2/%</td><td>尺度 SCALE</td></tr> <tr><td>M. ENOMOTO</td><td>10-1</td></tr> </table>	材料 MATERIAL	スティック: PVC STICK: PVC	仕上げ FINISH	—	適用電線範囲 WIRE RANGE	—	被覆外径 INS. RANGE	—	DRAWN BY %2/%	CHK'D BY %2/%	H. TAMURA	M. SAKANO	APP'D BY %2/%	尺度 SCALE	M. ENOMOTO	10-1	<table border="1"> <tr><td colspan="2">molex MOLEX-JAPAN CO.,LTD. 日本モレックス株式会社</td></tr> <tr><td colspan="2">REVISE ONLY ON CAD SYSTEM</td></tr> <tr><td colspan="2">TITLE 名称</td></tr> <tr><td colspan="2">52674-***21 STICK PACKAGING</td></tr> <tr><td>DWG. NO.</td><td>REV</td></tr> <tr><td>SD-52674-***91</td><td>0</td></tr> </table>	molex MOLEX-JAPAN CO.,LTD. 日本モレックス株式会社		REVISE ONLY ON CAD SYSTEM		TITLE 名称		52674-***21 STICK PACKAGING		DWG. NO.	REV	SD-52674-***91	0
角度 ANGLE	±3°																																																	
30°以上 OVER	+0.3																																																	
10°以上 30°未満 UNDER	+0.25																																																	
10°未満 UNDER	+0.2																																																	
一般公差 GENERAL TOLERANCES																																																		
記号 LTR	変更内容 REVISION RECORD	DR. CHR.	日付 DATE																																															
0	新規作成 (JA80098) PROPOSED	H.T. M.S.	%2/%																																															
材料 MATERIAL	スティック: PVC STICK: PVC																																																	
仕上げ FINISH	—																																																	
適用電線範囲 WIRE RANGE	—																																																	
被覆外径 INS. RANGE	—																																																	
DRAWN BY %2/%	CHK'D BY %2/%																																																	
H. TAMURA	M. SAKANO																																																	
APP'D BY %2/%	尺度 SCALE																																																	
M. ENOMOTO	10-1																																																	
molex MOLEX-JAPAN CO.,LTD. 日本モレックス株式会社																																																		
REVISE ONLY ON CAD SYSTEM																																																		
TITLE 名称																																																		
52674-***21 STICK PACKAGING																																																		
DWG. NO.	REV																																																	
SD-52674-***91	0																																																	

THIS DRAWING CONTAINS INFORMATION THAT IS PROPRIETARY TO MOLEX(JAPAN) AND SHOULD NOT BE USED WITHOUT WRITTEN PERMISSION
本図面は日本モレックス(株)の所有する情報を含むもので 当社の許可なく複製を禁止する。
EN-01C(032)MXJ-32

S526745TB.DGN