

400 Series™ High-Temperature Duct Smoke Detector



Models Available

DH400ACDCIHT 4-wire ionization high-temperature duct smoke detector



Product Overview

System Sensor DH400ACDCIHT is designed for interior or exterior duct applications where extreme temperatures can exceed standard detector capabilities. (For exterior applications use DH400 OE-1 outdoor enclosure.) The DH400ACDCIHT samples air currents passing through a

duct to provide dependable performance for management of fans, blowers, and air conditioning systems. The twist-in, twist-out 1451DHHT High-Temperature ionization detector head allows easy removal for quick cleaning, maintenance, and replacement without removing the duct housing.

Temperature range 32° – 158°F (0° – 70°C)

Air velocity rating from 500 – 4,000 FPM

24 VAC/DC or 120/220 VAC operation

Easy and quick mounting to round or rectangular ducts from 1' – 12' (0.3 – 3.7 meters) wide

3-year warranty

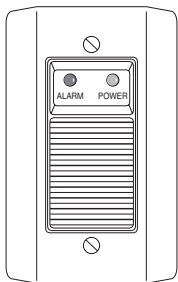
Agency Listings

DH400ACDCIHT	UL S911
APA451	UL S4011
RTS451KEY	UL S2522
RTS451	UL S2522
RA400Z	UL S2522
PA400W	UL S3593

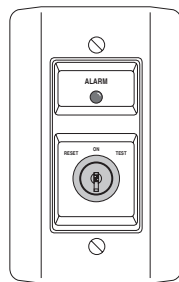
Accessories

System Sensor provides system flexibility with a variety of accessories, including two remote test stations, and several different means of visible and audible system annunciation.


As with our duct detectors, all duct detector accessories are UL listed.



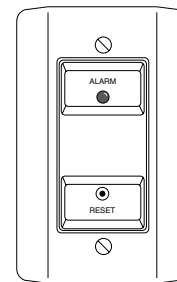
APA451
Piezo
Annunciator



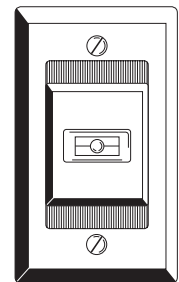
RTS451KEY
Remote Test
Station with Key



PA400W with
PS24LOW Add-on Strobe



RTS451
Remote Test
Station



RA400Z
Remote
Annunciator



Architect/Engineer Specifications

The air duct smoke detector shall be a System Sensor Model DH400ACDCIHT Series Duct Smoke Detector. The detector shall be UL listed per UL S911, standard for Smoke Detectors for Duct Applications, specifically for use in air handling systems. The detector shall operate at air velocities from 500 feet per minute to 4000 feet per minute. The detector shall have an operating temperature range of 32°F to 158°F. The detector housing shall be equipped with an integral mounting base capable of accommodating ionization detector heads. It shall be capable of local testing via magnetic switch or remote test-

ing using the RTS451KEY or RTS451 Remote Test Station. The duct detector housing shall incorporate an airtight smoke chamber in compliance with UL S911. The housing shall be capable of mounting to rectangular or round ducts up to 12' wide without adapter brackets. An integral filter system shall be included to reduce dust and residue effects on detector and housing, thereby reducing maintenance and servicing. Sampling tubes shall be installed after the housing is mounted to the duct by passing through the duct housing. Terminal connections shall be of the strip and clamp method suitable for 14–18 AWG wiring.

Electrical Specifications

Power Supply Voltage	20 - 29 VDC	24 VAC 50 - 60 Hz	120 VAC 50 - 60 Hz	220/240 VAC 50 - 60 Hz
----------------------	-------------	-------------------	--------------------	------------------------

CURRENT REQUIREMENTS (USING NO ACCESSORIES)

Max. standby current	25 mA	35 mA RMS	20 mA RMS	20 mA RMS
Max. alarm current	95 mA	55 mA RMS	55 mA RMS	30 mA RMS

CONTACT RATINGS

Alarm initiation contacts (SPST)	2.0A @ 30 VAC/DC (0.6 power factor)
Alarm auxiliary contacts (DPDT)	10A @ 30 VDC 10A @ 250 VAC
Trouble contacts (SPST)	0.3 @32 VDC (resistive)

***NOTE:** When initiating an alarm, the RTS451 and RTS451KEY require 103mA in alarm. Nominal standby current is 0mA. Alarm current is 8 mA maximum when test magnet is removed.

NOTE: Accessories are only rated to 120°F and must be installed indoors.

Accessory Current Loads at 24 VDC		
Device	Standby	Alarm
AP451	12mA max.	30mA max.
PA400W	0mA max.	15mA max.
RA400Z	0mA max.	7mA max.
RTS451	0mA max.*	8mA max.
RTS451KEY	12mA max.*	8mA max.

ANY COMBINATION OF ACCESSORIES MAY BE USED SUCH THAT THE GIVEN CURRENT LOADS TOTAL:

100mA OR LESS IN THE STANDBY STATE,
150mA OR LESS IN THE ALARM STATE.

Physical Specifications

Length:
14.5 inches (36.8 cm)

Weight:
4.5 lbs. (2.0 kg)

Air Duct Velocity:
500 to 4000 ft./min.

Width:
5 inches (12.7 cm)

Operating Temperature Range:
32° to 158°F (0° to 70°C)

Operating Humidity Range:
10% to 93% relative humidity

Depth:
4 inches (10.2 cm)

Storage Temperature Range:
-22° to 158°F (-30° to 70°C)

Voltage:
24 VAC/VDC or 120/220 VAC

Ordering Information

Model	Description		
DH400ACDCIHT	4-wire ionization high-temperature duct smoke detector	RTS451KEY	Remote test station with key
		RTS451	Remote test station
1451DHHT	Replacement ionization high-temperature sensor head	PA400W	Piezo sounder (white)
		PS24LOW	Add-on strobe (white)
ST-1.5	Metal sampling tube duct widths 1'–2'	RA400Z	Remote annunciator alarm LED
ST-3	Metal sampling tube duct widths 2'–4'	CRT400	Ion cover removal tool
ST-5	Metal sampling tube duct widths 4'–8'	F36-05-00	Replacement air filters (two per package)
ST-10	Metal sampling tube duct widths 8'–12'	MOD400R	Sensitivity test module
P48-21-00	End cap for metal sampling tubes	M02-04-00	Test magnet
APA451	Annunciator with piezo alarm and power LEDs	RS14	Ion replacement screen
DH4000E-1	Weatherproof Outdoor Enclosure	A2650-01	Replacement installation kit (mounting hardware)

System Sensor Sales and Service

System Sensor Headquarters
3825 Ohio Avenue
St. Charles, IL 60174
Ph: 800/SENSOR2
Fx: 630/377-6495
www.systemsensor.com

System Sensor Canada
Ph: 905.812.0767
Fx: 905.812.0771
System Sensor Europe
Ph: 44.1403.891920
Fx: 44.1403.891921

System Sensor in China
Ph: 86.29.8832.0119
Fx: 86.29.8832.5110
System Sensor in Singapore
Ph: 65.6273.2230
Fx: 65.6273.2610

System Sensor – Far East
Ph: 85.22.191.9003
Fx: 85.22.736.6580
System Sensor – Australia
Ph: 613.54.281.142
Fx: 613.54.281.172

System Sensor – India
Ph: 91.124.637.1770 x.2700
Fx: 91.124.637.3118
System Sensor – Russia
Ph: 70.95.937.7982
Fx: 70.95.937.7983