

## Surface Mount Glass Passivated Ultrafast Rectifier

**SUPERECTIFIER®**

**DO-213AA (GL34)**
**FEATURES**

- Superectifier structure for high reliability condition
- Cavity-free glass-passivated junction
- Ideal for automated placement
- Ultrafast reverse recovery time
- Low switching losses, high efficiency
- Meets environmental standard MIL-S-19500
- Meets MSL level 1, per J-STD-020, LF maximum peak of 260 °C
- AEC-Q101 qualified
- Material categorization: For definitions of compliance please see [www.vishay.com/doc?99912](http://www.vishay.com/doc?99912)


**RoHS**  
COMPLIANT

**TYPICAL APPLICATIONS**

For use in high frequency rectification and freewheeling application in switching mode converters and inverters for consumer, computer, automotive and telecommunication.

**MECHANICAL DATA**

**Case:** DO-213AA, molded epoxy over glass body  
Molding compound meets UL 94 V-0 flammability rating  
Base P/N-E3 - RoHS-compliant, commercial grade  
Base P/NHE3 - RoHS-compliant, AEC-Q101 qualified

**Terminals:** Matte tin plated leads, solderable per J-STD-002 and JESD 22-B102  
E3 suffix meets JESD 201 class 1A whisker test, HE3 suffix meets JESD 201 class 2 whisker test

**Polarity:** Two bands indicate cathode end - 1<sup>st</sup> band denotes device type and 2<sup>nd</sup> band denotes repetitive peak reverse voltage rating

PRIMARY CHARACTERISTICS	
$I_{F(AV)}$	0.5 A
$V_{RRM}$	50 V to 400 V
$I_{FSM}$	10 A
$t_{rr}$	50 ns
$V_F$	1.25 V, 1.35 V
$T_J \text{ max.}$	175 °C
Package	DO-213AA (GL34)
Diode variations	Single die

MAXIMUM RATINGS ( $T_A = 25$ °C unless otherwise noted)								
PARAMETER	SYMBOL	BYM07-50	BYM07-100	BYM07-150	BYM07-200	BYM07-300	BYM07-400	UNIT
Fast efficient device: 1 <sup>st</sup> band is green		EGL34A	EGL34B	EGL34C	EGL34D	EGL34F	EGL34G	
Polarity color bands (2 <sup>nd</sup> band)		Gray	Red	Pink	Orange	Brown	Yellow	
Maximum repetitive peak reverse voltage	$V_{RRM}$	50	100	150	200	300	400	V
Maximum RMS voltage	$V_{RMS}$	35	70	105	140	210	280	V
Maximum DC blocking voltage	$V_{DC}$	50	100	150	200	300	400	V
Maximum average forward rectified current at $T_T = 75$ °C	$I_{F(AV)}$	0.5						A
Peak forward surge current 8.3 ms single half sine-wave superimposed on rated load	$I_{FSM}$	10						A
Maximum full load reverse current, full cycle average at $T_A = 55$ °C	$I_{R(AV)}$	50						μA
Operating junction and storage temperature range	$T_J, T_{STG}$	- 65 to + 175						°C



<b>ELECTRICAL CHARACTERISTICS</b> ( $T_A = 25\text{ }^\circ\text{C}$ unless otherwise noted)									
PARAMETER	TEST CONDITIONS	SYMBOL	BYM07-50	BYM07-100	BYM07-150	BYM07-200	BYM07-300	BYM07-400	UNIT
			EGL34A	EGL34B	EGL34C	EGL34D	EGL34F	EGL34G	
Maximum DC reverse current at rated DC blocking voltage	$T_A = 25\text{ }^\circ\text{C}$	$I_R^{(1)}$	5.0						$\mu\text{A}$
	$T_A = 125\text{ }^\circ\text{C}$		50						
Maximum instantaneous forward voltage	0.5 A	$V_F^{(1)}$	1.25			1.35			V
Max. reverse recovery time	$I_F = 0.5\text{ A}$ , $I_R = 1.0\text{ A}$ , $I_{rr} = 0.25\text{ A}$	$t_{rr}$	50						ns
Typical junction capacitance	4.0 V, 1 MHz	$C_J$	7.0						pF

**Note**

(1) Pulse test: 300  $\mu\text{s}$  pulse width, 1 % duty cycle

<b>THERMAL CHARACTERISTICS</b> ( $T_A = 25\text{ }^\circ\text{C}$ unless otherwise noted)									
PARAMETER	SYMBOL	BYM07-50	BYM07-100	BYM07-150	BYM07-200	BYM07-300	BYM07-400	UNIT	
		EGL34A	EGL34B	EGL34C	EGL34D	EGL34F	EGL34G		
Maximum thermal resistance	$R_{\theta JA}^{(1)}$	150						$^\circ\text{C/W}$	
	$R_{\theta JT}^{(2)}$	70							

**Notes**

- (1) Thermal resistance from junction to ambient, 0.24" x 0.24" (6.0 mm x 6.0 mm) copper pads to each terminal
- (2) Thermal resistance from junction to terminal, 0.24" x 0.24" (6.0 mm x 6.0 mm) copper pads to each terminal

<b>ORDERING INFORMATION</b> (Example)				
PREFERRED P/N	UNIT WEIGHT (g)	PREFERRED PACKAGE CODE	BASE QUANTITY	DELIVERY MODE
EGL34D-E3/98	0.036	98	2500	7" diameter plastic tape and reel
EGL34D-E3/83	0.036	83	9000	13" diameter plastic tape and reel
EGL34DHE3/98 <sup>(1)</sup>	0.036	98	2500	7" diameter plastic tape and reel
EGL34DHE3/83 <sup>(1)</sup>	0.036	83	9000	13" diameter plastic tape and reel

**Note**

(1) AEC-Q101 qualified

**RATINGS AND CHARACTERISTICS CURVES** ( $T_A = 25\text{ }^\circ\text{C}$  unless otherwise noted)

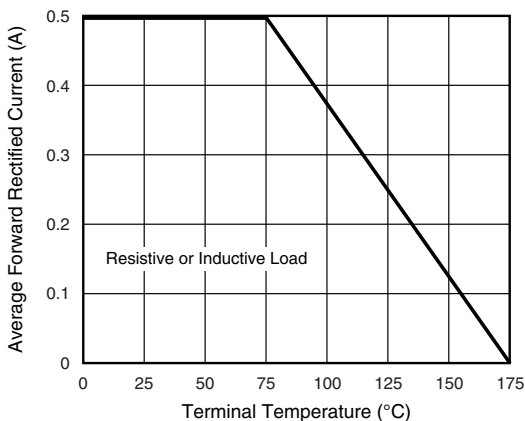


Fig. 1 - Forward Current Derating Curve

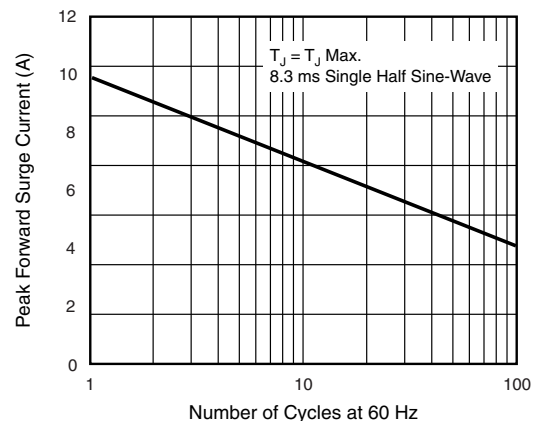


Fig. 2 - Maximum Non-Repetitive Peak Forward Surge Current

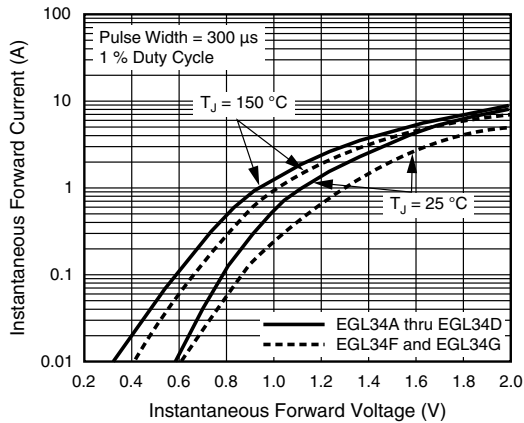


Fig. 3 - Typical Instantaneous Forward Characteristics

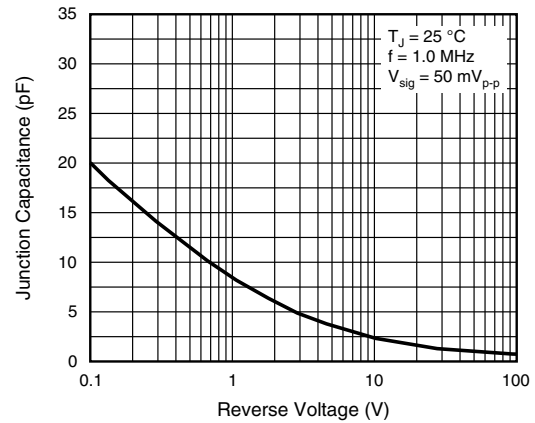


Fig. 5 - Typical Junction Capacitance

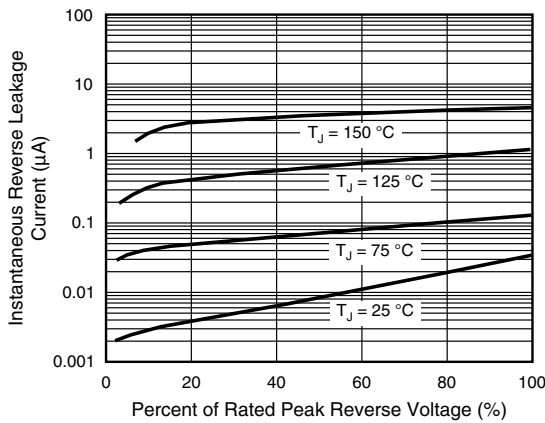


Fig. 4 - Typical Reverse Characteristics

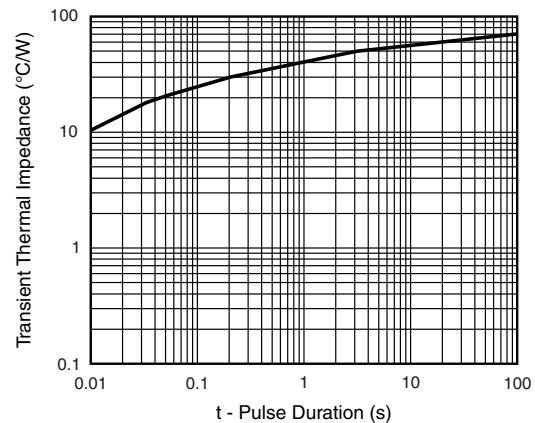
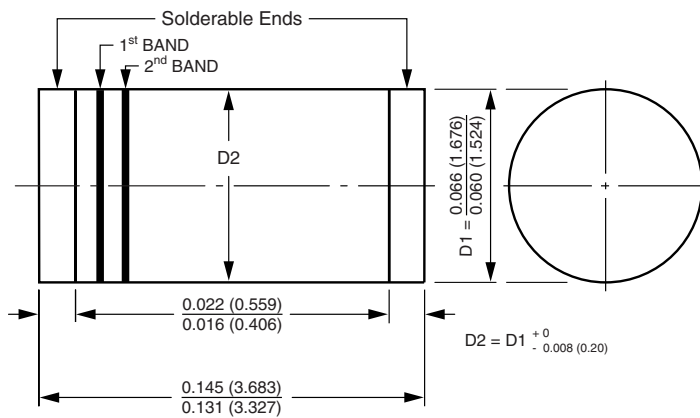


Fig. 6 - Typical Transient Thermal Impedance

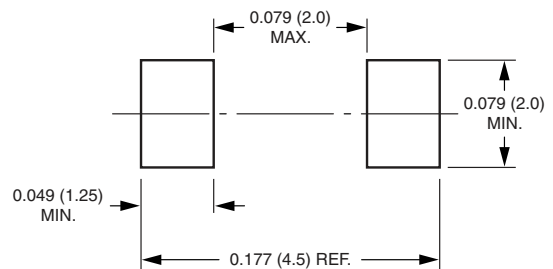
**PACKAGE OUTLINE DIMENSIONS** in inches (millimeters)

**DO-213AA (GL34)**



1<sup>st</sup> band denotes type and polarity  
2<sup>nd</sup> band denotes voltage type

**Mounting Pad Layout**





## Disclaimer

ALL PRODUCT, PRODUCT SPECIFICATIONS AND DATA ARE SUBJECT TO CHANGE WITHOUT NOTICE TO IMPROVE RELIABILITY, FUNCTION OR DESIGN OR OTHERWISE.

Vishay Intertechnology, Inc., its affiliates, agents, and employees, and all persons acting on its or their behalf (collectively, "Vishay"), disclaim any and all liability for any errors, inaccuracies or incompleteness contained in any datasheet or in any other disclosure relating to any product.

Vishay makes no warranty, representation or guarantee regarding the suitability of the products for any particular purpose or the continuing production of any product. To the maximum extent permitted by applicable law, Vishay disclaims (i) any and all liability arising out of the application or use of any product, (ii) any and all liability, including without limitation special, consequential or incidental damages, and (iii) any and all implied warranties, including warranties of fitness for particular purpose, non-infringement and merchantability.

Statements regarding the suitability of products for certain types of applications are based on Vishay's knowledge of typical requirements that are often placed on Vishay products in generic applications. Such statements are not binding statements about the suitability of products for a particular application. It is the customer's responsibility to validate that a particular product with the properties described in the product specification is suitable for use in a particular application. Parameters provided in datasheets and/or specifications may vary in different applications and performance may vary over time. All operating parameters, including typical parameters, must be validated for each customer application by the customer's technical experts. Product specifications do not expand or otherwise modify Vishay's terms and conditions of purchase, including but not limited to the warranty expressed therein.

Except as expressly indicated in writing, Vishay products are not designed for use in medical, life-saving, or life-sustaining applications or for any other application in which the failure of the Vishay product could result in personal injury or death. Customers using or selling Vishay products not expressly indicated for use in such applications do so at their own risk. Please contact authorized Vishay personnel to obtain written terms and conditions regarding products designed for such applications.

No license, express or implied, by estoppel or otherwise, to any intellectual property rights is granted by this document or by any conduct of Vishay. Product names and markings noted herein may be trademarks of their respective owners.

## Material Category Policy

**Vishay Intertechnology, Inc. hereby certifies that all its products that are identified as RoHS-Compliant fulfill the definitions and restrictions defined under Directive 2011/65/EU of The European Parliament and of the Council of June 8, 2011 on the restriction of the use of certain hazardous substances in electrical and electronic equipment (EEE) - recast, unless otherwise specified as non-compliant.**

**Please note that some Vishay documentation may still make reference to RoHS Directive 2002/95/EC. We confirm that all the products identified as being compliant to Directive 2002/95/EC conform to Directive 2011/65/EU.**

**Vishay Intertechnology, Inc. hereby certifies that all its products that are identified as Halogen-Free follow Halogen-Free requirements as per JEDEC JS709A standards. Please note that some Vishay documentation may still make reference to the IEC 61249-2-21 definition. We confirm that all the products identified as being compliant to IEC 61249-2-21 conform to JEDEC JS709A standards.**

# Mouser Electronics

Authorized Distributor

Click to View Pricing, Inventory, Delivery & Lifecycle Information:

## Vishay:

[BYM07-100-E3/82](#) [BYM07-100-E3/83](#) [BYM07-100-E3/98](#) [BYM07-100HE3/82](#) [BYM07-100HE3/83](#) [BYM07-100HE3/98](#) [BYM07-150-E3/82](#) [BYM07-150-E3/98](#) [BYM07-150HE3/82](#) [BYM07-150HE3/98](#) [BYM07-200-E3/82](#) [BYM07-200-E3/83](#) [BYM07-200-E3/98](#) [BYM07-200HE3/82](#) [BYM07-200HE3/83](#) [BYM07-200HE3/98](#) [BYM07-300-E3/82](#) [BYM07-300-E3/83](#) [BYM07-300-E3/98](#) [BYM07-300HE3/82](#) [BYM07-300HE3/83](#) [BYM07-300HE3/98](#) [BYM07-400-E3/51](#) [BYM07-400-E3/82](#) [BYM07-400-E3/83](#) [BYM07-400-E3/98](#) [BYM07-400HE3/82](#) [BYM07-400HE3/83](#) [BYM07-400HE3/98](#) [BYM07-50-E3/82](#) [BYM07-50-E3/83](#) [BYM07-50-E3/98](#) [BYM07-50HE3/82](#) [BYM07-50HE3/83](#) [BYM07-50HE3/98](#) [EGL34A/32](#) [EGL34A/82](#) [EGL34A/83](#) [EGL34A/98](#) [EGL34A-E3/82](#) [EGL34A-E3/83](#) [EGL34A-E3/98](#) [EGL34AHE3/82](#) [EGL34AHE3/83](#) [EGL34AHE3/98](#) [EGL34B/32](#) [EGL34B/51](#) [EGL34B/82](#) [EGL34B/83](#) [EGL34B/98](#) [EGL34B-E3/51](#) [EGL34B-E3/82](#) [EGL34B-E3/83](#) [EGL34B-E3/98](#) [EGL34BHE3/82](#) [EGL34BHE3/83](#) [EGL34BHE3/98](#) [EGL34C/32](#) [EGL34C/82](#) [EGL34C/83](#) [EGL34C/98](#) [EGL34C-E3/82](#) [EGL34C-E3/83](#) [EGL34C-E3/98](#) [EGL34CHE3/82](#) [EGL34CHE3/83](#) [EGL34CHE3/98](#) [EGL34D/32](#) [EGL34D/48](#) [EGL34D/51](#) [EGL34D/82](#) [EGL34D/83](#) [EGL34D/98](#) [EGL34D-E3/51](#) [EGL34D-E3/82](#) [EGL34D-E3/83](#) [EGL34D-E3/98](#) [EGL34DHE3/82](#) [EGL34DHE3/83](#) [EGL34DHE3/98](#) [EGL34F/32](#) [EGL34F/82](#) [EGL34F/83](#) [EGL34F/98](#) [EGL34F-E3/82](#) [EGL34F-E3/83](#) [EGL34F-E3/98](#) [EGL34FHE3/82](#) [EGL34FHE3/83](#) [EGL34FHE3/98](#) [EGL34G/32](#) [EGL34G/48](#) [EGL34G/51](#) [EGL34G/82](#) [EGL34G/83](#) [EGL34G/98](#) [EGL34G-E3/51](#) [EGL34G-E3/82](#) [EGL34G-E3/83](#) [EGL34G-E3/98](#)