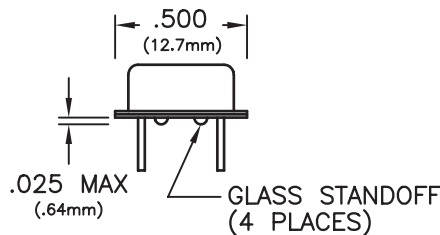
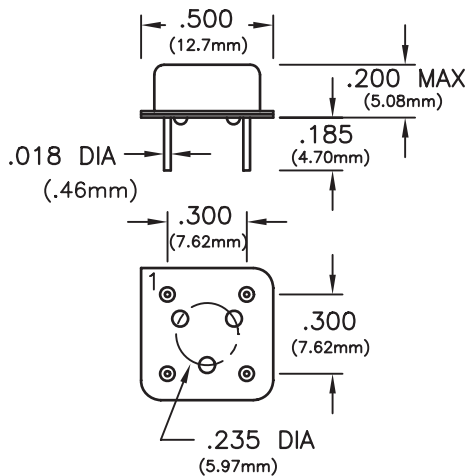




8 PIN DIP VCXO

SPECIFICATIONS	V51-200	V52-200	V53-200	V54-200
Frequency Range	100KHz to 30MHz			
Frequency Stability	±25ppm	±50ppm	±100ppm	±20ppm
Temperature Range	0°C to +70°C			
Supply Voltage	+5Vdc ±5%			
Supply Current	25mA Maximum			
Output	Waveform	CMOS Squarewave , TTL Compatible		
	Duty Cycle	45/55 Maximum		
	Voltage Voh	4.5V Minimum		
	Vol	0.5 V Maximum		
	Current Ioh	- 4mA		
Iol	4mA			
Rise/Fall Time	4nS, 15 pF Load			
Frequency Control	Positive Transfer Characteristic			
Control Voltage	0.5 to 4.5Vdc			
Deviation @25°C	±100ppm Minimum from nominal frequency			
Center Frequency	2.5Vdc ±0.5Vdc			
Monotonic Linearity	< ±10%			
Input Impedance	≥ 50K ohms at ≤ 10KHz			
Modulation Bandwidth	≥ 15KHz			
Freq vs Supply Voltage	±1.5ppm Maximum			
Package	All metal, hermetically sealed, welded package			

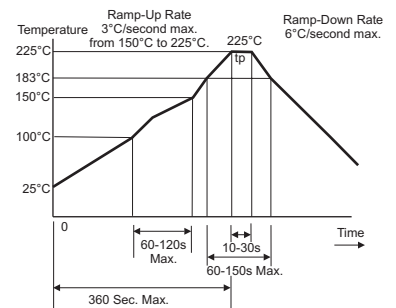
Package Outline and Pin Connections



PIN	CONNECTION
1	CONTROL VOLTAGE
4	GROUND (CASE)
5	OUTPUT
8	(+) SUPPLY

Dimensional Toleran

Solder Profile



Specifications subject to change without notice