



RL-6012

"LO-PRO" COMMON MODE TOROIDS HORIZONTAL MOUNT

DESCRIPTION

- Lo-Pro Toroid
- Common Mode Horizontal Mount

ENVIRONMENTAL DATA

- Storage temperature range: -55°C to +130°C
- Operating temperature range: Contact Engineering

PACKAGING INFORMATION

- Packaging information: pg. 495

FEATURES & APPLICATIONS

- Meets critical filtering requirements where installation profiles are at a premium
- 13 Values, 4 sizes, rated currents 2.0 A to 15.0 A
- UL94-VO materials used
- Meet IEC, VDE and CSA specifications
- Typical applications include: power line filters, suppress EMI in switched-mode supplies, and linear power supply filters
- Dielectric withstanding voltage rated at 2000 VAC line to line

Verify operation with sample in actual circuit. Order samples at www.rencousa.com.

MECHANICAL DIMENSIONS

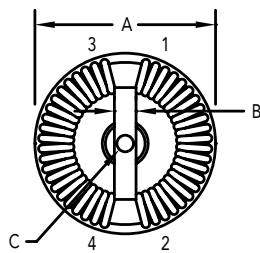
U.S. Standard (mm)

PART NUMBER	A (MAX.)	B (TYP.)	C DIA±.005	D (NOM.)	E (MAX.)	F (TYP.)
RL-6012	1.710 (43.43)	0.120 (3.05)	0.170 (4.32)	*	0.872 (22.15)	0.032 (0.81)

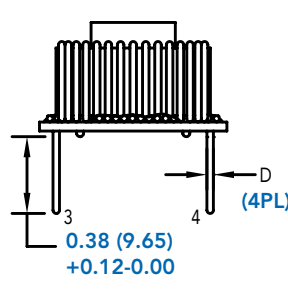
* SEE SPECIFICATION TABLE FOR "D" DIMENSION

PART NUMBER	PART WEIGHT	G (REF.)	H (REF.)
RL-6012	75.0g (2.65oz)	0.500 (12.70)	1.414 (35.92)

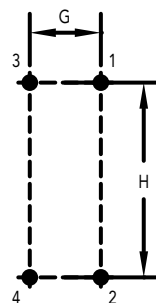
TOP VIEW



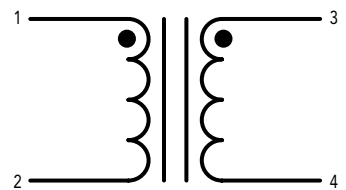
SIDE VIEW



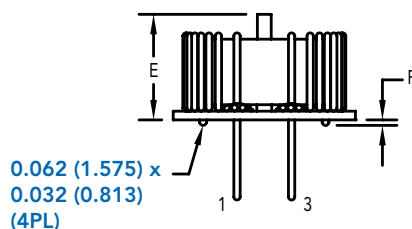
RECOMMENDED PCB LAYOUT



SCHEMATIC



FRONT VIEW



RENCO ELECTRONICS INC.

595 International Place, Rockledge, FL 32955-4200 USA • www.rencousa.com • ISO 9001 Certified
Toll Free Engineering Hot Line: 800.645.5828 • P: 321.637.1000 • F: 321.637.1600



RL-6012

Renco Part No. RL-6012	Inductance (mH)-0+60%	DCR Max. (Ohms)	Leakage Inductance (μ H) Typ.	"D" Diameter (in) NOM	I _{rms} (A)
RL-6012-18.0-2	18.0	0.190	209.0	0.025	2.0
RL-6012-27.0-2	27.0	0.250	375.0	0.025	2.0
RL-6012-56.0-2	56.0	0.340	604.0	0.025	2.0
RL-6012-8.2-4	8.20	0.100	96.0	0.029	4.0
RL-6012-15.0-4	15.0	0.140	179.0	0.029	4.0
RL-6012-6.8-6	6.8	0.080	7.00	0.032	6.0
RL-6012-12.0-6	12.0	0.100	138.0	0.032	6.0
RL-6012-3.9-9	3.9	0.034	43.0	0.040	9.0
RL-6012-6.8-9	6.8	0.050	93.0	0.040	9.0
RL-6012-2.7-12	2.7	0.034	34.0	0.045	12.0
RL-6012-5.6-12	5.6	0.037	68.0	0.045	12.0
RL-6012-2.2-15	2.2	0.019	28.0	0.051	15.0
RL-6012-4.7-15	4.7	0.028	58.0	0.051	15.0

NOTES:

1. ELECTRICAL SPECIFICATIONS MEASURED AT 25°C
2. I_{rms} - CURRENT THAT CAUSES THE TEMPERATURE TO RISE APPROX. 40°C ABOVE AMBIENT OF 25°C
3. INDUCTANCE TESTED AT 10 kHz, 0.1 V_{rms}

