

Features

- Resistance range: 100 ohms to 1 megohm
- SIP and DIP packages
- Surface mount and through-hole available
- RoHS compliant* (see How to Order "Termination" option)

For information on R/2R Thick Film Networks, download Bourns' R/2R Application Note.

R/2R Series Thick Film Networks

Product Characteristics

Resistance Range
 Models 4100, 4300, 4400 & 4800 100 ohms to 100K ohms
 Model 4600...100 ohms to 1 megohm
 Standard Tolerance $\pm 2\%$

See applicable model data sheet for complete list of product characteristics.

Environmental Characteristics

See applicable model data sheet for complete list of environmental characteristics.

Physical Characteristics

See applicable model data sheet for complete list of physical characteristics.

How To Order

4116R - R2R - 501

Model _____
 (See "Available Models")

Electrical Configuration _____
 R2R = Standard R/2R**
 121 = Reversed R/2R***

Resistance Code (for value of R) _____
 • First 2 digits are significant;
 third digit represents the
 number of zeros to follow.

• 2R is double the value of R in circuit.

Terminations

LF = Tin-coated (RoHS compliant version)
 (Model 4416P is ONLY available in the
 RoHS compliant version.)

Blank = Tin/Lead
 (Model 4416P is not available with
 tin/lead terminations.)

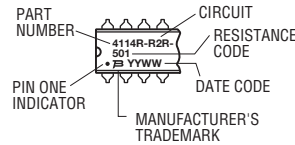
**Standard R2R Electrical Configuration not
 available for Model 4600H Series.

***Reversed R/2R Electrical Configuration not
 available for Model 4600H, 4600M or 4600X
 Series.

For Standard Values Used in
 Capacitors, Inductors, and Resistors,
[click here](#).

Typical Part Marking

Represents total content. Layout may vary.

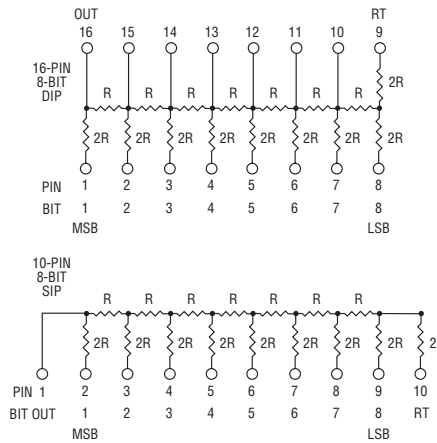


Product Dimensions

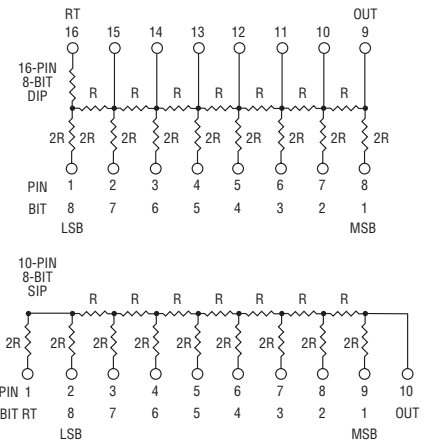
See applicable model data sheet for complete product dimensions.

Resistor Schematic

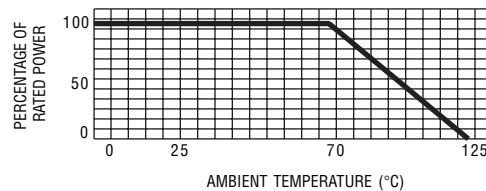
R2R Circuit



121 Circuit



Power Derating Curve



Power Rating per Resistor

Model

Model	Power per Resistor (Watts)
4100R, 4300R, 4400P, 4600X***, 4800P.....	0.125
4300M, 4600M***	0.170
4300H.....	0.200

Power per Resistor (Watts)

*RoHS Directive 2002/95/EC Jan 27, 2003 including Annex. Specifications are subject to change without notice. Customers should verify actual device performance in their specific applications.