

Type: CM-5

Product Description

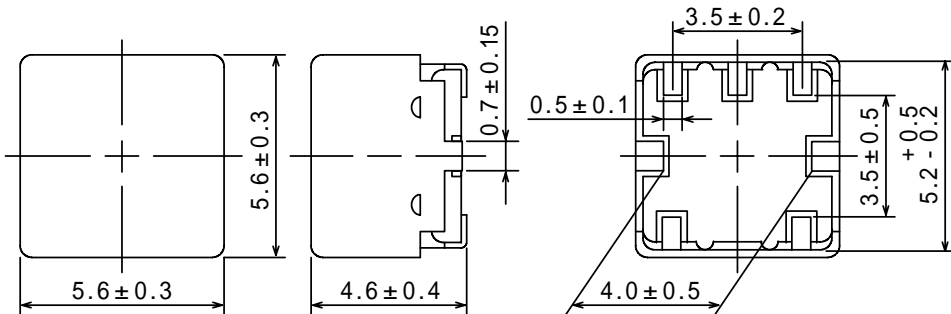
- 5.9 × 5.9mm Max.(L × W), 5.0mm Max. Height.
- Inductance range: 10 μ H ~ 5.6mH.
- Rated current range: 21mA ~ 490mA.
- 5 Terminal pins' type gives a flexible design as inductors or transformers.
- Custom design is available.



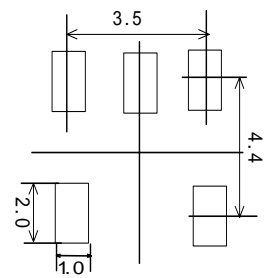
Featurex

- Magnetically shielded construction.
- Ideally used in Notebook PC, LCD TV,DVD, Game machine, STB , Projector, Power supply module etc as DC-DC Converter inductors or transformers.
- RoHS Compliance.

Dimensions (mm)



Land Pattern (mm)

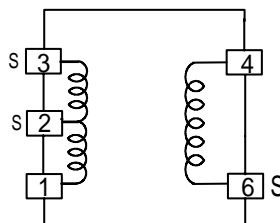


Specification (for transformers)

Sample No.	Inductance (6-4) 100KHz/0.1V	Rate Current(6-4) (mA) 1
6301-T005	100μH +40 % -20 %	135

Schematics (Bottom)

“ S” is winding start.



Type: CM-5

Specification (for inductors)

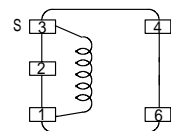
Part Name	Inductance (Tolerance +40%, -20%)[Within]	D.C.R.() [Max.](at 20)	Rate Current (mA) 2	Measuring Frequency
CM5NP-100	10 μH	0.2	490	2.52 MHz
CM5NP-120	12μH	0.25	460	
CM5NP-150	15μH	0.25	415	
CM5NP-180	18μH	0.3	375	
CM5NP-220	22μH	0.3	305	
CM5NP-270	27μH	0.35	280	
CM5NP-330	33μH	0.4	270	
CM5NP-390	39μH	0.45	245	
CM5NP-470	47μH	0.5	215	
CM5NP-560	56μH	0.55	210	
CM5NP-680	68μH	0.6	190	
CM5NP-820	82μH	0.7	160	
CM5NP-101	100μH	0.75	150	
CM5NP-121	120μH	0.95	140	
CM5NP-151	150μH	1.25	130	
CM5NP-181	180μH	1.5	115	
CM5NP-221	220μH	1.7	105	
CM5NP-271	270μH	1.9	95	
CM5NP-331	330μH	2.45	90	
CM5NP-391	390μH	3.15	80	
CM5NP-471	470μH	3.65	75	
CM5NP-561	560μH	4.2	65	
CM5NP-681	680μH	4.5	60	
CM5NP-821	820μH	6.9	55	
CM5NP-102	1.0 mH	10	50	
CM5NP-122	1.2 mH	10.5	45	
CM5NP-152	1.5 mH	13	40	
CM5NP-182	1.8 mH	18	40	
CM5NP-222	2.2 mH	22	35	
CM5NP-272	2.7 mH	24	30	
CM5NP-332	3.3 mH	27.5	30	
CM5NP-392	3.9 mH	31	25	
CM5NP-472	4.7 mH	32	24	
CM5NP-562	5.6 mH	36	21	

Description of part name

CM5NP-100
 └── B Box
 └── C Carrier Tape

Schematics (Bottom)

“S” is winding start.



1. Rated current: The D.C. current at which the inductance decreases to 90% of it's initial value or when t=40 , whichever is lower(Ta=20).