

# AZSR126

## 26 AMP MINIATURE POWER RELAY

### FEATURES

- Dielectric strength 4500 Vrms
- 31 Amp switching
- Contact gap > 1.8 mm
- Clearance / creepage > 6.4 / 7.5 mm
- UL, CUR file E44211



### CONTACTS

<b>Arrangement</b>	SPST (1 Form A)
<b>Ratings</b>	Resistive load:  Max. switched power: 8587 VA Max. switched current: 31 A Max. switched voltage: 277 VAC
<b>Rated Load</b>	31 A at 277 VAC, cos phi 0.8, 85°C, 50k cycles * 31 A at 250 VAC, cos phi 0.8, 85°C, 50k cycles * 26 A at 277 VAC, resistive, 85°C, 50k cycles 26 A at 250 VAC, resistive, 85°C, 50k cycles 22 A at 277 VAC, resistive, 85°C, 100k cycles 22 A at 250 VAC, resistive, 85°C, 100k cycles  * duty factor: 0.1 seconds on / 10 seconds off
<b>UL</b>	26 A at 277 VAC, resistive, 75°C, 50k cycles 26 A at 250 VAC, resistive, 75°C, 50k cycles 22 A at 277 VAC, resistive, 85°C, 100k cycles 22 A at 250 VAC, resistive, 85°C, 100k cycles
<b>Material</b>	Silver tin oxide
<b>Resistance</b>	< 100 milliohms initially (at 6 V, 1 A, voltage drop method)

### COIL

<b>Power At Pickup Voltage (typical)</b>	690 mW
<b>Max. Continuous Dissipation</b>	2.0 W at 20°C (68°F) ambient
<b>Temperature Rise</b>	90°C (162°F) at nominal coil voltage
<b>Temperature</b>	Max. 155°C (311°F) Class F

### GENERAL DATA

<b>Life Expectancy Mechanical Electrical</b>	Minimum operations 2 x 10 <sup>5</sup> 5 x 10 <sup>4</sup> at 26 A 250 VAC Res.
<b>Operate Time</b>	20 ms max. at nominal coil voltage
<b>Release Time</b>	10 ms max. at nominal coil voltage (with no coil suppression)
<b>Dielectric Strength (at sea level for 1 min.)</b>	4500 Vrms coil to contact 2500 Vrms between open contacts
<b>Insulation Resistance</b>	1000 megaohms min. at 20°C, 500 VDC 50% RH
<b>Holding Voltage</b>	Greater than 35% of nominal coil voltage
<b>Dropout</b>	Greater than 10% of nominal coil voltage
<b>Ambient Temperature Operating</b>	at nominal coil voltage -40°C (-40°F) to 60°C (140°F) at max. 80% of nominal coil voltage -40°C (-40°F) to 85°C (185°F)
<b>Vibration</b>	1.5 mm DA at 10-55 Hz
<b>Shock</b>	20 g
<b>Enclosure</b>	P.B.T. polyester
<b>Terminals</b>	Tinned copper alloy, P.C.
<b>Max. Solder Temp.</b>	260°C (500°F)
<b>Max. Solder Time</b>	5 seconds
<b>Weight</b>	25 grams

### NOTES

1. All values at 20°C (68°F)
2. Relay may pull in with less than "Must Operate" value.
3. Specifications subject to change without notice.

**ZETTLER electronics GmbH** - A ZETTLER GROUP Company

Junkersstr. 3, D-82178 Puchheim, Germany

phone: +49 89 800 97-0 office@ZETTLERelectronics.com  
fax: +49 89 800 97-200 www.ZETTLERelectronics.com

This product specification to be used only together with the application notes  
which can be downloaded from <http://www.ZETTLERelectronics.com/pdfs/relais/ApplicationNotes.pdf>

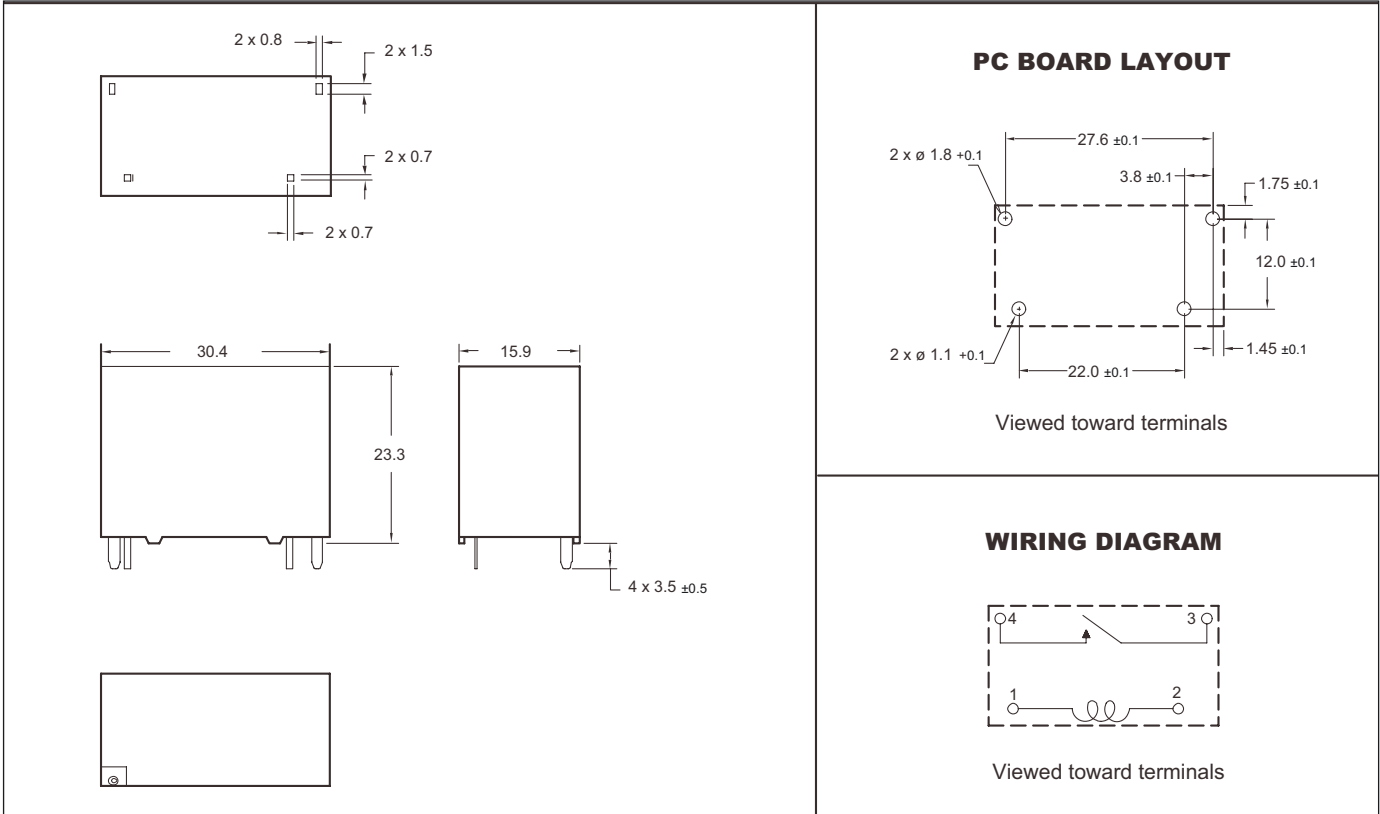
2014-06-26

# AZSR126

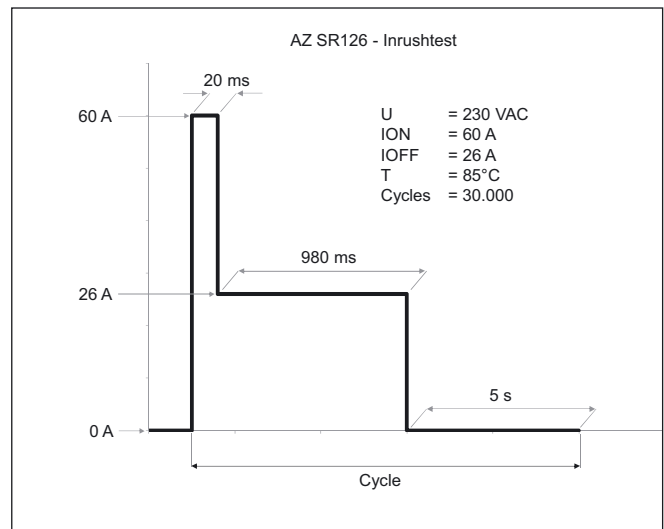
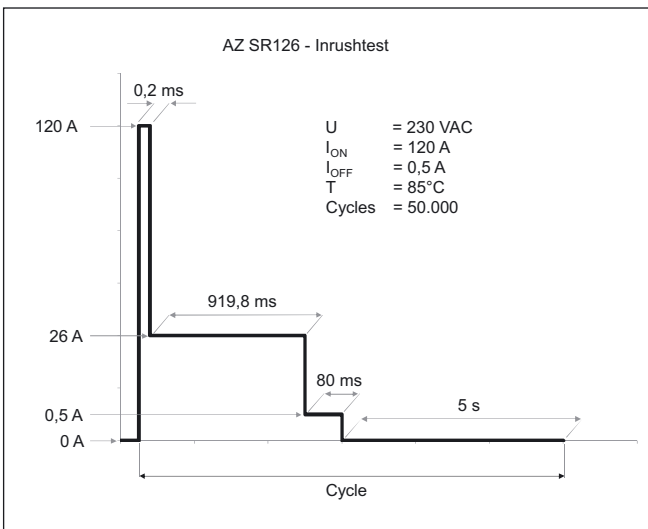
## RELAY ORDERING DATA

COIL SPECIFICATIONS					
Nominal Coil VDC	Must Operate VDC	Min. Holding VDC	Max. Continuous VDC	Coil Resistance Ohm $\pm 10\%$	ORDER NUMBER
9	6.3	3.2	10.8	58	AZSR126-1AE-9D
12	8.4	4.2	14.4	103	AZSR126-1AE-12D
18	12.6	6.3	21.6	230	AZSR126-1AE-18D
24	16.8	8.4	28.8	410	AZSR126-1AE-24D

## MECHANICAL DATA



Tolerance:  $\pm 0.3$  mm



**ZETTLER electronics GmbH** - A ZETTLER GROUP Company

Junkersstr. 3, D-82178 Puchheim, Germany

phone: +49 89 800 97-0 office@ZETTLERelectronics.com

fax: +49 89 800 97-200 www.ZETTLERelectronics.com

This product specification to be used only together with the application notes

which can be downloaded from <http://www.ZETTLERelectronics.com/pdfs/relais/ApplicationNotes.pdf>

2014-06-26