

PLEASE CHECK WWW.MOLEX.COM FOR LATEST PART INFORMATION

Part Number: **5031492400**
Status: **Active**
Overview: clikmate wiretoboard connectors
Description: 1.50mm (.059") Pitch CLIK-Mate™ Wire-to-Board Housing, Dual Row, Positive Lock, 24 Circuits

Documents:

[3D Model](#) [Product Specification PS-503154-001 \(PDF\)](#)
[Drawing \(PDF\)](#) [RoHS Certificate of Compliance \(PDF\)](#)
[Product Specification PS-503148-001 \(PDF\)](#)

General

Product Family Crimp Housings
Series 503149
Overview clikmate wiretoboard connectors
Product Name CLIK-Mate™

Physical

Circuits (maximum) 24
Color - Resin Beige
Gender Plug
Glow-Wire Compliant No
Keying to Mating Part Yes
Lock to Mating Part Yes
Number of Rows 2
Packaging Type Bag
Panel Mount No
Pitch - Mating Interface (in) 0.059 In
Pitch - Mating Interface (mm) 1.50 mm
Polarized to Mating Part Yes
Stackable No
Temperature Range - Operating -25°C to +85°C

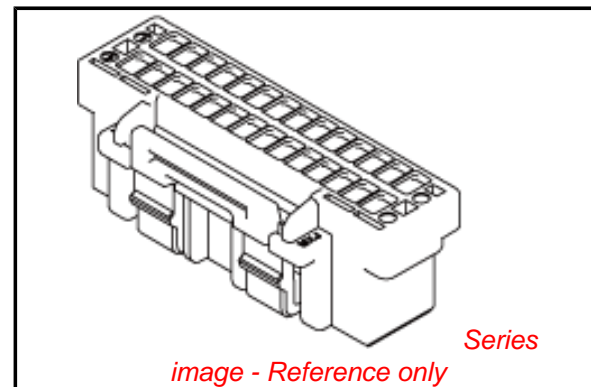
Electrical

Current - Maximum per Contact 2A

Material Info

Reference - Drawing Numbers

Application Specification AS-503149-001
Packaging Specification SPK-503149-001
Product Specification PS-503148-001, PS-503154-001, RPS-503148-001, RPS-503154-001, RPS-503154-002, RPS-503154-003, RPS-503154-004, RPS-503154-005, RPS-503154-007
Sales Drawing SD-503149-001



EU RoHS

ELV and RoHS Compliant
REACH SVHC
Contains SVHC: No
Halogen-Free
Status

China RoHS



Need more information on product environmental compliance?

Email productcompliance@molex.com
For a multiple part number RoHS Certificate of Compliance, [click here](#)

Please visit the [Contact Us](#) section for any non-product compliance questions.

Search Parts in this Series

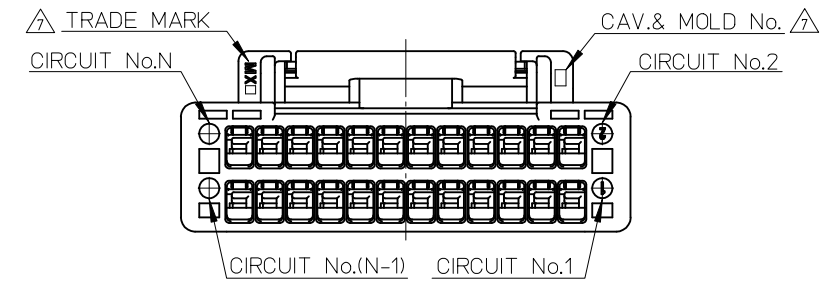
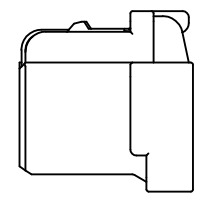
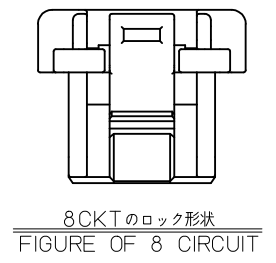
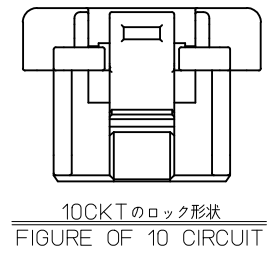
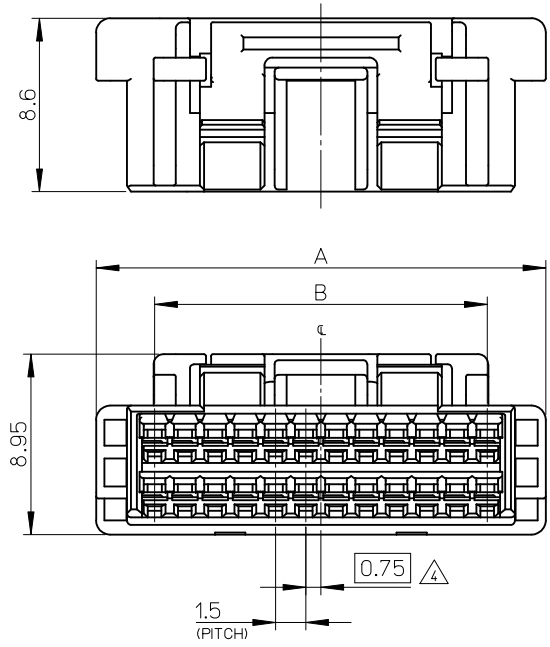
503149Series

Mates With

503154 PCB Receptacle

Use With

502579 Crimp Terminal



22.5	28.3	503149 - 320*	32
21.0	26.8	503149 - 300*	30
19.5	25.3	503149 - 280*	28
16.5	22.3	503149 - 240*	24
15.0	20.8	503149 - 220*	22
13.5	19.3	503149 - 200*	20
10.5	16.3	503149 - 160*	16
7.5	13.3	503149 - 120*	12
6.0	11.8	503149 - 100*	10
4.5	10.3	503149 - 080*	8
B	A	MATERIAL AND ORDER No. \triangle	CIRCUIT No.

REVISED EC NO: J2010-2056 DRWN: YG010 2010/02/04 CHKD: KASAKAWA 2010/04/16 APPR: NUKITA 2010/04/17	GENERAL TOLERANCES (UNLESS SPECIFIED)		DIMENSION STYLE MM ONLY		SCALE 4:1	DESIGN UNITS METRIC	THIRD ANGLE PROJECTION	
	10 UNDER	±0.2	DRAWN BY T. HANYU	DATE 2008/1/8	TITLE 1.5 W/B CONN. DUAL PLUG HOUSING			
	10 OVER 30 UNDER	±0.25	CHECKED BY K. ASAKAWA	DATE 2008/1/8				
	30 OVER	±0.3	APPROVED BY Y0. ITO	DATE 2008/1/8	MATERIAL NO. SEE CHART DOCUMENT NO. SD-503149-001 SHEET NO. 1 OF 2			
	ANGULAR ±1 °		DRAFT WHERE APPLICABLE MUST REMAIN WITHIN DIMENSIONS					
SIZE A3		THIS DRAWING CONTAINS INFORMATION THAT IS PROPRIETARY TO MOLEX INCORPORATED AND SHOULD NOT BE USED WITHOUT WRITTEN PERMISSION						

NOTES

1. 材料 PBT UL94V-0
MATERIAL
 2. 嵌合相手: 503148, 503154 シリーズ
MATE WITH: 503148, 503154 SERIES
 3. 適合ターミナル: 502579, 503429 シリーズ
APPLICABLE TERMINAL: 502579, 503429 SERIES
- △ 極数/2=偶数極の場合に適用
APPLY FOR (CIRCUIT/2=EVEN)
- △ 製品番号

MATERIAL No.

503149 - **0*

極数 色
CIRCUIT SIZE COLOR

COLOR	黒 BLACK	赤 RED	青 BLUE	緑 GREEN	ベージュ BEIGE (NATURAL)
COLOR No.	1	2	4	6	0

6. 本製品のプラスチック部に黒点・白点等が確認される場合や色合いが異なる場合がありますが、製品性能に問題はありません。
THERE IS NO INFLUENCE IN THE PRODUCT PERFORMANCE THOUGH THE BLACK AND WHITE SPOT ETC. MIGHT BE CONFIRMED TO THE PLASTIC PART OF THIS PRODUCT AND THE SADE MIGHT BE DIFFERENT.
- △ トレードマーク: MXプラス1文字の製造工場を示すアルファベットにて表示
但し"J"はJAPANを示す。(例: MXJ)
キャビティー番号: 1桁から2桁の数字にて表示
金型番号: アルファベット1文字にて表示
FORMED BY MA AND 1 MORE LETTER OF ALPHABET WHICH MEAN THE MANUFACTORY. BUT "J" MEANS JAPAN. (TO TRADE MARK) (e.g. MXJ)
AND BY 1 - 2 DIGIT NUMBER (TO CAVITY No.)
AND BY 1 LETTER OF ALPHABET (TO MOLD No.)
8. アプリケーション仕様書 (コネクタ取扱説明書): AS-503149-001
APPLICATION SPECIFICATIONS (CONNECTOR MANUAL): AS-503149-001
 9. 製品仕様書: PS-503148-001 / PS-503154-001
PRODUCT SPECIFICATION: PS-503148-001 / PS-503154-001
 10. ELV及びRoHS適合品
ELV AND RoHS COMPLIANT

REVISED	EC NO: J2010-2056	2010/02/04	GENERAL TOLERANCES (UNLESS SPECIFIED)		DIMENSION STYLE MM ONLY		SCALE 1:1	DESIGN UNITS METRIC	THIRD ANGLE PROJECTION	
	DRWN: YGOTO	2010/04/16	10 UNDER	±0.2	DRAWN BY T. HANYU	DATE 2008/1/8	TITLE 1.5 W/B CONN. DUAL PLUG HOUSING			
	CHKD: KASAKAWA	2010/04/16	10 OVER 30 UNDER	±0.25	CHECKED BY K. ASAKAWA	DATE 2008/1/8				
	APPR: NUKITA	2010/04/17	30 OVER	±0.3	APPROVED BY YU. ITO	DATE 2008/1/8	MOLEX INCORPORATED			
REV	DESCRIPTION	ANGULAR ±1 °		MATERIAL NO. SEE CHART		DOCUMENT NO. SD-503149-001				
DRAFT WHERE APPLICABLE MUST REMAIN WITHIN DIMENSIONS			THIS DRAWING CONTAINS INFORMATION THAT IS PROPRIETARY TO MOLEX INCORPORATED AND SHOULD NOT BE USED WITHOUT WRITTEN PERMISSION							