

Coaxial Amplifier

ZFL-2AD+

50Ω High Isolation 2 to 1000 MHz

Features

- wideband, 2 to 1000 MHz
- low current
- shielded can

Applications

- VHF/UHF
- receivers
- two-tone, 3rd order IM testing
- cellular
- laboratory use



CASE STYLE: Y460
 Connectors Model
SMA ZFL-2AD+
BRACKET (OPTION "B")

+RoHS Compliant
 The +Suffix identifies RoHS Compliance. See our web site for RoHS Compliance methodologies and qualifications

Amplifier Electrical Specifications

MODEL NO.	FREQUENCY (MHz)		GAIN (dB)			MAXIMUM POWER (dBm)			DYNAMIC RANGE		VSWR (:1) Typ.		ACTIVE DIRECTIVITY* (dB)				DC POWER	
	f_l	f_u	Min.	m	Flatness Max. Total Range	Output (1 dB Compr.) L	U	Input (no damage)	NF (dB) Typ.	IP3 (dBm) Typ.	In	Out	L Typ.	Min.	U Typ.	Min.	Volt (V) Nom.	Current (mA) Max.
ZFL-2AD+	2	1000	9	±0.4	±0.5	-2	-3.5	+10	6.5	+14	2.0	2.0	24	19	19	14	15	22

*Active Directivity(dB)= Isolation (dB)- Gain (dB)

**Above 1 GHz, -5 dBm min.

Open load is not recommended, potentially can cause damage.

With no load derate max input power by 20 dB

L= low range (f_l to $f_u/2$)

m= mid range ($2f_l$ to $f_u/2$)

U= upper range ($f_u/2$ to f_u)

Maximum Ratings

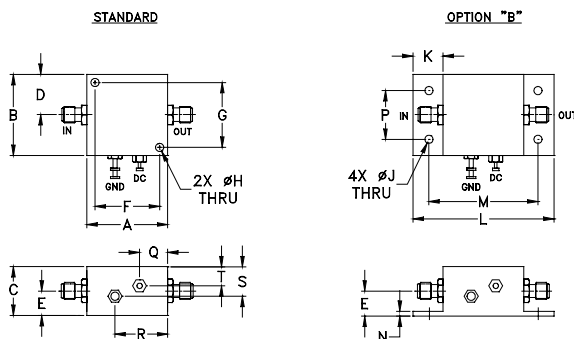
Operating Temperature -20°C to 71°C

Storage Temperature -55°C to 100°C

DC Voltage +16V Max.

Permanent damage may occur if any of these limits are exceeded.

Outline Drawing



Outline Dimensions (inch/mm)

A	B	C	D	E	F	G	H	J	K	L	M	N	P	Q	R	S	T	wt.
1.25	1.25	.75	.63	.36	1.000	1.000	.125	.125	.46	2.18	1.688	.06	.750	.50	.80	.45	.29	grams
31.75	31.75	19.05	16.00	9.14	25.40	25.40	3.18	3.18	11.68	55.37	42.88	1.52	19.05	12.70	20.32	11.43	7.37	38

Notes

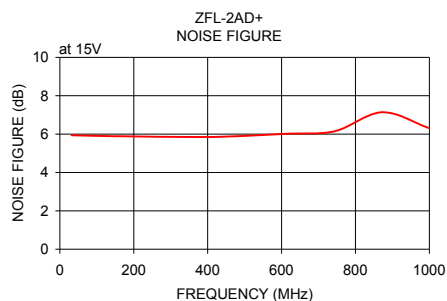
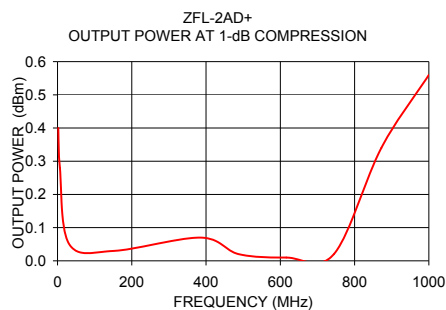
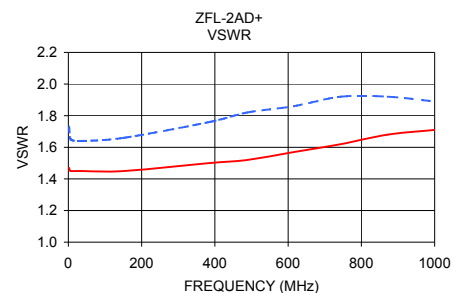
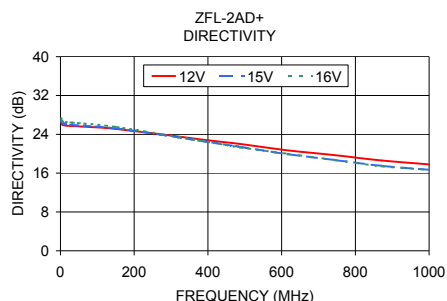
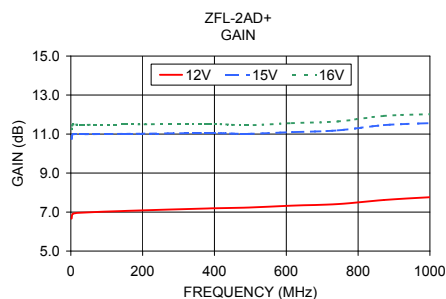
- Performance and quality attributes and conditions not expressly stated in this specification document are intended to be excluded and do not form a part of this specification document.
- Electrical specifications and performance data contained in this specification document are based on Mini-Circuit's applicable established test performance criteria and measurement instructions.
- The parts covered by this specification document are subject to Mini-Circuit's standard limited warranty and terms and conditions (collectively, "Standard Terms"); Purchasers of this part are entitled to the rights and benefits contained therein. For a full statement of the Standard Terms and the exclusive rights and remedies thereunder, please visit Mini-Circuit's website at www.minicircuits.com/MCLStore/terms.jsp



www.minicircuits.com P.O. Box 350166, Brooklyn, NY 11235-0003 (718) 934-4500 sales@minicircuits.com

REV. D
 M151107
 ZFL-2AD+
 151005
 Page 1 of 2

FREQUENCY (MHz)	GAIN (dB)			DIRECTIVITY (dB)			VSWR (:1)		NOISE FIGURE (dB)	POUT at 1 dB COMPR. (dBm)
	12V	15V	16V	12V	15V	16V	IN	OUT		
2.00	6.66	10.75	11.25	26.80	26.90	27.30	1.47	1.73		0.40
6.50	6.92	10.99	11.49	25.90	26.30	26.60	1.45	1.65		0.28
31.50	6.97	10.99	11.47	25.70	25.90	26.40	1.45	1.64	5.94	0.05
152.20	7.06	11.01	11.49	25.10	25.20	25.50	1.45	1.66	5.89	0.03
385.80	7.19	11.05	11.52	22.90	22.60	22.60	1.50	1.76	5.85	0.07
488.20	7.23	11.01	11.45	22.00	21.40	21.30	1.52	1.82	5.90	0.02
616.20	7.33	11.10	11.56	20.70	19.90	20.00	1.57	1.86	6.02	0.01
744.10	7.41	11.19	11.65	19.70	18.70	18.70	1.62	1.92	6.15	0.02
872.10	7.62	11.46	11.93	18.60	17.50	17.40	1.68	1.92	7.14	0.34
1000.00	7.76	11.56	12.02	17.80	16.70	16.70	1.71	1.89	6.31	0.56



Notes

- A. Performance and quality attributes and conditions not expressly stated in this specification document are intended to be excluded and do not form a part of this specification document.
- B. Electrical specifications and performance data contained in this specification document are based on Mini-Circuit's applicable established test performance criteria and measurement instructions.
- C. The parts covered by this specification document are subject to Mini-Circuits standard limited warranty and terms and conditions (collectively, "Standard Terms"); Purchasers of this part are entitled to the rights and benefits contained therein. For a full statement of the Standard Terms and the exclusive rights and remedies thereunder, please visit Mini-Circuits' website at www.minicircuits.com/MCLStore/terms.jsp

